

**HUBLI ELECTRICITY SUPPLY COMPANY LIMITED**  
Statement Showing Division Wise Detail DCB for FY 2019-20.



(Rs in lakhs)

Tariff	Description	Total No of Units	CONNECTED LOAD (MVA) (T1000)	CONSUMPTION in MUs	OPENING BALANCE					DEMAND					COLLECTION					CLOSING BALANCE					
					Revenue	FAC	Interest	Tax	Total	Revenue	FAC	Interest	Tax	Total	Revenue	FAC	Interest	Tax	Total	Revenue	Tax	Total			
1	2	3	4	5	6	7	8	9	10	11	12	13	14	15	16	17	18	19	20	21	22	23	24	25	26
<b>400</b>	<b>HESCOM</b>																								
LT-1 Up to 40 Units	BU/KO	715523	32.64	194.55	19.11	0.08	0.78	0.03	20.60	13540.78	140.71	1.92	0.52	13683.93	13559.21	139.86	1.28	0.48	13700.83	0.68	1.53	1.42	0.07	3.70	
LT-1 Above 40 Units	BU/KO	44160	3.94	50.23	1890.79	-30.01	760.87	91.35	2713.01	2057.80	183.58	350.98	169.25	2761.57	1996.72	184.33	206.46	149.68	2537.19	1951.87	-30.77	905.37	110.92	2037.39	
LT-1	BU/KO Total	759683	36.58	244.78	1909.81	-29.33	761.65	91.39	2733.61	15598.58	324.28	352.88	169.77	16445.50	15555.93	324.18	207.74	150.16	16238.01	1952.55	-29.24	906.79	111.00	2941.10	
LT-2 a	Lighting & A&H	2654835	3222.17	1533.70	3468.88	419.43	830.72	1368.95	6087.98	87652.59	1820.93	829.90	6432.49	106535.92	94836.35	1067.44	702.78	6120.38	102726.93	8285.12	872.92	957.84	1881.09	9898.97	
LT-3	Coml. Lighting	389641	784.91	492.90	320.14	68.09	38.84	651.44	1078.50	49457.69	513.95	280.21	3094.13	53945.98	47908.93	410.85	215.17	3513.71	52048.46	1868.89	171.39	103.88	831.86	2978.02	
LT-4(a)	IP Sets (10 HP & Below)	957838	4815.41	5985.90	58708.72	63.87	78462.43	117.71	137350.74	393023.53	8494.83	453.14	1.51	399972.82	390362.22	6360.17	3272.42	92.83	400087.84	81368.03	198.33	75643.16	26.40	137235.91	
LT-4(b)	IP Sets (Above 10 HP)	849	23.08	15.62	4901.60	25.18	2779.80	304.04	8010.62	872.27	22.34	820.80	47.12	1362.33	113.81	0.38	7.91	5.12	127.22	5490.06	47.14	3392.49	348.05	8245.74	
LT-4(c)	IP Sets Pvt. Horticulture	432	2.11	0.82	55.87	0.56	21.36	1.90	79.69	47.91	0.80	7.71	2.22	58.65	31.72	0.20	-0.36	1.79	33.35	72.06	1.16	29.43	2.33	104.98	
LT-5	LT Industrial	120661	1029.71	324.29	557.79	18.83	71.38	290.78	938.77	26256.93	344.72	150.70	1716.77	28468.12	25290.77	283.61	113.36	1800.77	27288.51	1522.94	78.84	108.72	406.77	2118.37	
LT-6a	Water supply	49941	254.90	328.33	15257.86	172.52	4580.67	828.22	20639.27	21243.50	380.46	2478.51	1324.80	25425.06	14442.28	146.58	2471.21	1056.85	18116.72	22059.08	406.40	4585.97	896.17	27947.81	
LT-6b	Street Lights	24952	84.67	148.53	4971.78	20.94	766.34	807.13	8366.18	12180.78	156.69	956.40	800.86	14093.51	8878.27	115.78	788.08	840.45	10422.59	8274.28	61.85	933.66	767.33	10037.10	
LT-7	Temporary Supply (67 HP & Below)	127166	219.98	33.08	-2165.98	-1.41	117.10	354.55	-1895.74	7508.98	36.18	50.52	315.59	7909.27	7189.41	41.68	35.85	249.13	7496.07	-1828.40	-6.91	131.77	421.00	-1282.54	
<b>LT-TOTAL</b>		<b>5285998</b>	<b>10463.53</b>	<b>9107.84</b>	<b>87984.56</b>	<b>755.67</b>	<b>28430.28</b>	<b>4418.11</b>	<b>141593.81</b>	<b>523633.73</b>	<b>894.98</b>	<b>8117.67</b>	<b>1490.88</b>	<b>884217.16</b>	<b>804389.69</b>	<b>8760.88</b>	<b>7818.18</b>	<b>13430.37</b>	<b>834885.49</b>	<b>107034.53</b>	<b>1902.97</b>	<b>24733.70</b>	<b>5480.00</b>	<b>207212.99</b>	
HT-1	Water Supply	384	106.59	280.39	6974.05	115.89	1381.31	533.47	8984.72	17500.52	319.26	1294.84	1303.53	20418.15	14889.02	217.00	1272.11	1219.89	17598.02	9585.55	218.15	1384.04	817.11	11804.84	
HT-2(a)	HT Industrial	1902	913.57	1102.48	1346.18	41.82	-207.67	727.21	1907.32	79473.87	1021.53	458.69	8505.55	87459.85	76681.81	868.25	283.44	6249.29	84082.79	4138.23	194.90	-32.41	983.47	5284.19	
HT-2(b)	Commercial	675	236.05	130.12	-396.14	3.75	8.53	367.93	-15.92	13735.65	138.59	82.00	881.54	14817.77	13471.45	138.31	53.02	699.69	14362.48	-131.94	4.04	17.51	549.79	439.40	
HT-2 (c)	Hospitals	355	51.70	77.19	-48.75	2.51	0.84	88.23	42.82	5798.62	72.75	70.38	477.84	6420.59	6065.82	89.32	30.37	428.96	8594.46	-314.95	5.94	40.85	137.12	-131.05	
HT-3(a)	LTn Irrigation	307	521.42	282.46	1741.52	155.59	787.05	178.54	2842.71	12832.07	389.58	317.03	896.06	14314.74	12285.54	294.81	536.43	677.20	13793.98	2388.04	230.37	547.85	197.40	3363.47	
HT-3(b)	Govt. & Pvt. Horticulture	2	0.08	0.05	4.56	0.01	0.18	0.05	4.77	2.82	0.10	0.58	0.23	3.73	4.54	0.09	0.54	0.24	5.40	2.84	0.02	0.20	0.04	3.10	
HT-4	Residential Apartments	32	8.52	15.93	-12.88	0.78	12.17	19.87	19.72	1201.50	18.94	2.89	86.41	1319.55	1236.16	18.28	3.11	74.20	1333.77	-48.58	1.43	11.75	41.89	5.50	
HT-5	Temporary Supply (67 HP & Above)	85	34.44	26.80	386.37	1.17	16.08	7.99	411.31	852.69	6.59	21.07	52.94	933.29	551.21	4.20	8.82	44.27	608.29	687.86	3.56	28.52	16.37	736.31	
<b>HT-TOTAL</b>		<b>3722</b>	<b>1678.38</b>	<b>1915.40</b>	<b>9994.38</b>	<b>321.36</b>	<b>1858.47</b>	<b>1922.90</b>	<b>14197.45</b>	<b>131488.74</b>	<b>1847.35</b>	<b>227.27</b>	<b>1001.61</b>	<b>49687.47</b>	<b>328107.85</b>	<b>1810.28</b>	<b>2187.84</b>	<b>9393.73</b>	<b>138379.17</b>	<b>16306.07</b>	<b>863.40</b>	<b>1898.10</b>	<b>2543.18</b>	<b>21805.76</b>	
<b>TOTAL (LT + HT)</b>		<b>5289720</b>	<b>12328.97</b>	<b>11023.34</b>	<b>97979.43</b>	<b>1078.97</b>	<b>90388.75</b>	<b>8338.90</b>	<b>156787.06</b>	<b>765383.47</b>	<b>1842.33</b>	<b>8404.84</b>	<b>24518.37</b>	<b>79904.82</b>	<b>729777.24</b>	<b>10360.93</b>	<b>10001.79</b>	<b>22824.70</b>	<b>772984.66</b>	<b>123340.68</b>	<b>2581.37</b>	<b>83791.80</b>	<b>8033.18</b>	<b>222727.01</b>	
Misc Receipts/Trading		-	-	-	-32.95	-	-	-0.01	-32.96	10116.78	-	-	-	10116.78	10136.34	-	-	-0.01	10136.33	-52.53	-	-	-	-52.53	
<b>GRAND-TOTAL</b>		<b>5289720</b>	<b>12328.97</b>	<b>11023.34</b>	<b>97946.48</b>	<b>1078.97</b>	<b>90388.75</b>	<b>8338.89</b>	<b>156754.10</b>	<b>765256.23</b>	<b>1842.33</b>	<b>8404.84</b>	<b>24518.37</b>	<b>810021.37</b>	<b>739813.58</b>	<b>10360.93</b>	<b>10001.79</b>	<b>22824.69</b>	<b>783100.99</b>	<b>123288.13</b>	<b>2581.37</b>	<b>83791.80</b>	<b>8033.18</b>	<b>222674.48</b>	
Check Difference		-	-	-	-	-	-	-	-	-	-	-	-	-	-	-	-	-	-	-	-	-	-	-	

**Executive Engineer (E)**  
RA Section  
Corporate Office, Hescom  
Navanagar, Hubballi - 580 025

396

**HUBLI ELECTRICITY SUPPLY COMPANY LIMITED**  
Statement Showing Division Wise Detail DCB for FY 2019-20.

(Rs in lakhs)

Tariff	Description	Total No. of Units	CONNECTED LOAD (MWs) (1000)	CONSUMPTION in MU's	OPENING BALANCE					DEMAND					COLLECTION					CLOSING BALANCE				
					Revenue	FAC	Interest	Tax	Total	Revenue	FAC	Interest	Tax	Total	Revenue	FAC	Interest	Tax	Total	Revenue	FAC	Interest	Tax	Total
1	2	3	4	5	11	12	13	14	15	16	17	18	19	20	21	22	23	24	25	26				
<b>484</b>	<b>Hubli - Urban</b>																							
LT-1 Up to 40Units	BJ/KI	1	-	-	-0.28	-	-	-	-0.28	-	-	-	-	-	-	-	-	-	-	-	-0.28			
LT-1 Above 40 Units	BJ/KI	-	-	-	-	-	-	-	-	-	-	-	-	-	-	-	-	-	-	-	-			
LT-1	BJ/KI Total	1	-	-	-0.28	-	-	-	-0.28	-	-	-	-	-	-	-	-	-	-	-	-0.28			
LT-2 a	Lighting & A&H	210493	330.68	176.97	274.97	-	10.02	237.83	522.82	11605.84	227.12	128.48	758.08	12720.50	11479.28	227.12	49.92	650.69	12407.01	401.53	-	89.58	345.20	838.31
LT-3	Comm. Lighting	41554	84.54	57.34	13.49	-	5.66	134.49	153.84	5888.38	72.70	28.31	386.94	6389.33	5753.98	72.69	24.74	366.97	8218.39	147.89	0.01	10.23	166.46	324.58
LT-4(a)	IP Sets (10 HP & Below)	1070	3.72	2.94	245.34	-	137.31	0.00	382.66	9.94	3.55	306.94	0.00	322.43	213.77	3.55	0.10	0.00	217.41	41.52	-	446.16	0.00	487.68
LT-4(b)	IP Sets (Above 10 HP)	10	0.03	0.01	22.76	-	5.08	0.00	27.84	0.42	0.01	0.06	-	0.49	0.01	0.00	-	0.00	0.01	23.17	0.01	5.14	-0.00	28.32
LT-4(c)	IP Sets Pvt. Horticulture	16	0.05	0.00	-0.01	-	0.00	0.01	0.00	0.19	0.01	0.00	0.02	0.21	0.22	0.01	0.00	0.01	0.24	-0.04	-	0.00	0.01	-0.02
LT-5	LT Industrial	5274	77.94	30.34	-86.12	-	4.87	93.61	12.36	2575.02	39.51	13.23	156.22	2783.98	2490.13	39.51	10.03	120.42	2660.09	-1.23	0.00	8.07	129.41	138.25
LT-6a	Water supply	1841	9.45	6.05	242.04	-	47.34	31.19	320.57	407.78	7.85	38.98	19.56	475.27	264.80	7.66	0.30	1.73	274.50	385.01	0.29	87.02	49.02	521.34
LT-6b	Streetlights	1245	5.53	11.54	578.39	0.00	141.79	110.42	828.59	934.12	14.43	101.87	45.57	1095.80	840.54	10.05	0.07	1.25	851.91	866.97	4.38	243.39	154.74	1272.48
LT-7	Temporary Supply (67 HP & Below)	21345	30.80	3.01	-563.33	-0.01	20.10	219.43	-323.80	695.54	3.69	0.44	29.34	729.01	636.75	3.68	1.56	6.95	648.97	-504.54	0.00	18.96	241.82	-243.76
<b>LT-TOTAL</b>		<b>282849</b>	<b>642.74</b>	<b>288.20</b>	<b>-725.24</b>	<b>0.01</b>	<b>372.18</b>	<b>825.97</b>	<b>1524.33</b>	<b>22117.23</b>	<b>368.97</b>	<b>623.11</b>	<b>407.77</b>	<b>24517.02</b>	<b>21479.48</b>	<b>364.28</b>	<b>98.75</b>	<b>144.02</b>	<b>23078.53</b>	<b>1563.00</b>	<b>0.01</b>	<b>908.54</b>	<b>1088.68</b>	<b>3362.58</b>
HT-1	Water Supply	3	1.29	0.84	77.84	-	14.00	12.03	103.67	110.90	1.21	0.39	-8.88	105.64	92.62	1.14	0.11	0.94	94.82	95.92	0.07	14.28	4.22	114.49
HT-2(a)	HT Industrial	163	37.13	63.94	-144.16	-	9.13	288.79	151.78	4505.78	78.59	31.38	297.32	4914.06	4637.83	79.57	29.47	171.93	4918.59	-276.01	0.02	11.04	412.18	147.23
HT-2(b)	Commercial	187	31.72	53.44	-466.20	-	5.46	334.91	-125.83	5357.56	64.81	17.08	330.40	5789.86	5403.16	64.81	12.87	172.70	5653.35	-511.81	-	8.88	482.81	-9.32
HT-2 (c)	Hospitals	30	7.94	11.87	-90.99	-	0.79	63.35	-26.85	1019.89	16.01	37.03	77.49	1150.21	1176.14	16.01	3.73	48.95	1244.83	-247.43	-	34.08	91.88	-121.47
HT-3(a)	Lift Irrigation	-	-	-	-	-	-	-	-	-	-	-	-	-	-	-	-	-	-	-	-	-	-	-
HT-3(b)	Govt. & Pvt. Horticulture	-	-	-	-	-	-	-	-	-	-	-	-	-	-	-	-	-	-	-	-	-	-	-
HT-4	Residential Apartments	4	1.21	3.19	-23.57	-	0.20	22.49	-0.88	245.43	4.09	-0.25	18.27	267.54	259.45	4.09	0.09	1.98	265.81	-37.80	-	-0.14	38.78	1.05
HT-5	Temporary Supply (67 HP & Above)	8	0.66	0.17	-5.65	-	0.18	3.18	-2.29	26.72	0.18	-	3.33	30.23	29.85	0.18	-	1.46	31.49	-8.78	-	0.18	5.05	-3.58
<b>HT-TOTAL</b>		<b>395</b>	<b>79.94</b>	<b>133.25</b>	<b>-652.93</b>		<b>29.70</b>	<b>722.76</b>	<b>99.53</b>	<b>1268.03</b>	<b>165.63</b>	<b>35.82</b>	<b>719.95</b>	<b>1227.54</b>	<b>11698.20</b>	<b>165.80</b>	<b>46.07</b>	<b>337.37</b>	<b>12208.89</b>	<b>-965.70</b>	<b>0.09</b>	<b>83.51</b>	<b>1044.73</b>	<b>125.43</b>
<b>TOTAL (LT + HT)</b>		<b>283244</b>	<b>622.68</b>	<b>421.45</b>	<b>-723.32</b>	<b>0.01</b>	<b>401.88</b>	<b>1548.72</b>	<b>1523.86</b>	<b>23385.26</b>	<b>534.60</b>	<b>708.73</b>	<b>479.72</b>	<b>25744.56</b>	<b>33177.68</b>	<b>530.08</b>	<b>132.83</b>	<b>1545.98</b>	<b>35287.42</b>	<b>577.25</b>	<b>0.10</b>	<b>992.05</b>	<b>2131.41</b>	<b>3487.01</b>
Misc.Receipts/Trading		-	-	-	-15.02	-	-	-	-	115.02	-	-	-	196.48	196.48	-	-	-	196.48	-15.02	-	-	-	-15.02
<b>GRAND TOTAL</b>		<b>283244</b>	<b>622.68</b>	<b>421.45</b>	<b>-673.30</b>	<b>0.01</b>	<b>401.88</b>	<b>1548.72</b>	<b>1638.86</b>	<b>23500.28</b>	<b>534.60</b>	<b>708.73</b>	<b>479.72</b>	<b>25940.04</b>	<b>33374.16</b>	<b>530.08</b>	<b>132.83</b>	<b>1545.98</b>	<b>35483.84</b>	<b>562.23</b>	<b>0.10</b>	<b>992.05</b>	<b>2131.41</b>	<b>3471.99</b>
Check Difference		-	-	-	-	-	-	-	-	-	-	-	-	-	-	-	-	-	0.00	-	-	-	-	0.00

**Executive Engineer (E)**  
RA Section  
Corporate Office, Hescm  
Navanagar, Hubballi - 580 025



**HUBLI ELECTRICITY SUPPLY COMPANY LIMITED**  
Statement Showing Division Wise Detail DCB for FY 2019-20.

Trriff	Description	Total No. of Installs.	CONNECTED LOAD (Units) ('000)	CONNECTION IN Mts	OPENING BALANCE					DEMAND					COLLECTION					CLOSING BALANCE				
					Revenue	FAC	Interest	Tax	Total	Revenue	FAC	Interest	Tax	Total	Revenue	FAC	Interest	Tax	Total	Revenue	FAC	Interest	Tax	Total
					11	12	13	14	15	16	17	18	19	20	21	22	23	24	25	26				
<b>423</b>	<b>Hubli - Rural</b>																							
LT-1 Up to 40Units	SI/NO	38781	1.67	9.09	-	-	-	-	-	628.12	2.71	-	-	630.83	628.12	2.71	-	-	630.83	-	-	-	-	-
LT-1 Above 40 Units	SI/NO	2908	0.14	4.11	390.99	0.88	80.83	2.83	475.33	154.09	13.08	49.48	13.78	230.43	147.23	6.14	30.34	11.09	194.79	397.85	7.82	99.97	5.32	510.97
LT-1	SI/NO Total	41689	2.01	13.21	390.99	0.88	80.83	2.83	475.33	782.21	15.79	49.48	13.78	861.26	775.34	8.85	30.34	11.09	825.62	397.85	7.82	99.97	5.32	510.97
LT-2 a	Lighting & ABH	85008	47.24	27.54	397.14	24.12	135.35	14.76	571.37	1622.43	32.84	44.17	103.51	1802.95	1615.69	9.59	38.76	101.92	1765.96	403.88	47.37	140.76	16.36	608.36
LT-3	Coml. Lighting	7019	12.99	9.48	36.26	4.99	5.45	8.23	52.93	904.92	11.22	7.64	69.48	993.26	874.39	6.78	6.24	67.09	954.48	68.79	9.45	6.85	8.61	91.71
LT-4(a)	IP Sets (10 HP & Below)	8309	43.37	25.96	639.36	0.21	862.92	0.58	1503.08	1683.02	18.25	-0.24	-	1701.04	1697.14	18.24	-0.21	-0.03	1715.14	625.24	0.23	862.89	0.61	1488.97
LT-4(b)	IP Sets (Above 10 HP)	28	0.35	0.02	24.88	0.01	17.14	1.00	43.04	2.21	0.02	2.32	0.06	4.61	0.19	-	0.00	0.02	0.20	26.91	0.03	19.46	1.04	47.44
LT-4(c)	IP Sets Pvt. Horticulture	12	0.05	0.05	2.57	0.06	0.20	0.13	2.96	2.40	0.05	0.48	0.15	3.08	0.56	-	0.00	0.05	0.66	4.41	0.11	0.62	0.23	5.37
LT-5	LT Industrial	2609	29.50	6.18	25.36	0.44	6.80	1.02	33.62	530.03	7.15	3.93	32.43	573.55	515.47	7.01	3.26	31.80	557.55	39.92	0.57	7.47	1.66	49.82
LT-6a	Water supply	1711	8.81	9.49	983.11	11.11	101.52	28.20	1103.94	589.52	10.99	107.59	37.41	745.52	417.82	0.95	95.89	30.07	544.73	1134.82	21.15	113.22	35.54	1304.72
LT-6b	Street Lights	874	2.58	3.49	84.86	2.92	-8.81	12.51	91.47	268.02	4.10	23.36	18.51	314.98	224.83	2.03	28.05	15.66	270.56	128.04	4.99	-13.50	16.36	135.88
LT-7	Temporary Supply (67 HP & Below)	1366	2.25	0.60	-41.88	0.05	0.07	0.13	-41.62	120.48	0.74	1.31	5.83	128.35	123.54	0.97	1.24	5.80	131.35	-44.94	-0.18	0.14	0.36	-44.62
<b>LT-TOTAL</b>		<b>114425</b>	<b>148.14</b>	<b>16.02</b>	<b>2622.81</b>	<b>44.79</b>	<b>1201.83</b>	<b>67.19</b>	<b>3138.11</b>	<b>6695.24</b>	<b>101.17</b>	<b>140.04</b>	<b>232.15</b>	<b>7128.59</b>	<b>6244.37</b>	<b>64.41</b>	<b>203.63</b>	<b>243.25</b>	<b>8768.27</b>	<b>2762.91</b>	<b>21.55</b>	<b>1237.06</b>	<b>86.09</b>	<b>1193.44</b>
HT-1	Water Supply	4	0.85	1.28	2.26	0.19	0.01	-	2.46	80.49	1.33	0.61	5.89	88.52	80.46	0.82	0.75	5.68	87.71	2.29	0.69	0.07	0.21	3.27
HT-2(a)	HT Industrial	63	16.04	17.06	1.67	0.41	0.01	-0.18	1.92	1442.08	18.21	0.94	91.51	1552.74	1440.70	18.42	1.07	91.48	1551.67	3.05	0.21	-0.12	-0.15	2.99
HT-2(b)	Commercial	13	1.46	0.82	-	-	-	-	104.12	0.98	0.22	6.34	111.64	103.10	0.96	0.21	6.28	110.55	1.01	0.00	0.01	0.06	1.06	
HT-2 (c)	Hospitals	8	0.35	0.30	0.89	0.07	0.02	0.03	0.81	28.97	0.35	0.18	1.81	31.29	28.28	0.28	0.17	1.83	31.57	0.37	0.14	0.01	0.01	0.53
HT-3(a)	Lift Irrigation	3	1.89	0.33	1.08	0.01	0.03	0.02	1.11	14.43	0.17	0.28	0.81	15.68	1.90	-	0.18	0.01	2.09	13.59	0.18	0.11	0.82	14.69
HT-3(b)	Govt. & Pvt. Horticulture	-	-	-	-	-	-	-	-	-	-	-	-	-	-	-	-	-	-	-	-	-	-	-
HT-4	Residential Apartments	-	-	-	-	-	-	-	-	-	-	-	-	-	-	-	-	-	-	-	-	-	-	-
HT-5	Temporary Supply (67 HP & Above)	1	0.13	0.05	-4.30	-	-	-	-4.30	9.83	0.06	0.01	0.47	10.37	9.83	0.06	0.01	0.47	10.37	-4.30	-	-	-	-4.30
<b>HT-TOTAL</b>		<b>72</b>	<b>20.32</b>	<b>19.31</b>	<b>1.33</b>	<b>0.47</b>	<b>-0.18</b>	<b>-</b>	<b>1.94</b>	<b>1679.32</b>	<b>21.08</b>	<b>2.41</b>	<b>106.93</b>	<b>1810.24</b>	<b>1695.29</b>	<b>20.53</b>	<b>2.39</b>	<b>104.75</b>	<b>1783.96</b>	<b>16.02</b>	<b>1.22</b>	<b>-0.03</b>	<b>0.95</b>	<b>16.27</b>
<b>TOTAL (LT + HT)</b>		<b>148517</b>	<b>168.46</b>	<b>115.84</b>	<b>2624.01</b>	<b>45.26</b>	<b>1201.65</b>	<b>67.19</b>	<b>3140.05</b>	<b>8374.56</b>	<b>122.25</b>	<b>142.44</b>	<b>238.58</b>	<b>7238.83</b>	<b>6244.37</b>	<b>84.94</b>	<b>206.02</b>	<b>248.00</b>	<b>8952.23</b>	<b>2779.93</b>	<b>22.77</b>	<b>1237.97</b>	<b>87.04</b>	<b>1200.71</b>
Misc. Receipts/Trading		-	-	-	-39.98	-	-	-	-39.98	96.64	-	-	-	96.64	96.64	-	-	-	96.64	-39.98	-	-	-	-39.98
<b>GRAND-TOTAL</b>		<b>148517</b>	<b>168.46</b>	<b>115.84</b>	<b>2584.03</b>	<b>45.26</b>	<b>1201.65</b>	<b>67.19</b>	<b>3100.07</b>	<b>8471.20</b>	<b>122.25</b>	<b>142.44</b>	<b>238.58</b>	<b>7335.47</b>	<b>6341.01</b>	<b>84.94</b>	<b>206.02</b>	<b>248.00</b>	<b>9048.87</b>	<b>2739.95</b>	<b>22.77</b>	<b>1237.97</b>	<b>87.04</b>	<b>1160.73</b>
Check Difference		-	-	-	-	-	-	-	-	-	-	-	-	-	-	-	-	-	-	-	-	-	-	-

**P. S. SIRDESHPANDE**  
 Advocate  
 Hubli 580 025  
 Reg No 22394  
 Date 17-08-2020  
 to five years

**Executive Engineer (EI)**  
 RA Section  
 Corporate Office, Hesco  
 Navanagar, Hubballi - 580 025

**HUBLI ELECTRICITY SUPPLY COMPANY LIMITED**  
Statement Showing Division Wise Detail DCB for FY 2019-20.

(Rs in lakhs)

Tariff	Description	Total No. of Install.	CONNECTED LOAD (MVA) (1000)	CONSUMPTION in MU	OPENING BALANCE					DEMAND					COLLECTION					CLOSING BALANCE								
					Revenue	FAC	Interest	Tax	Total	Revenue	FAC	Interest	Tax	Total	Revenue	FAC	Interest	Tax	Total	Revenue	FAC	Interest	Tax	Total				
1	2	3	4	5	11	12	13	14	15	16	17	18	19	20	21	22	23	24	25	26								
<b>424 Dharwad - Urban</b>																												
LT-1 Up to 40Units	B/KC	-	-	-	-	-	-	0.00	0.00	-	-	-	-	-	-	-	-	-	-	-	-	-	-	-	-	-		
LT-1 Above 40 Units	B/KC	45	0.00	-	0.06	-	-	-0.00	0.06	-	-	-	-	-	-	-	-	-	-	-	-	-	-	-	0.00	-0.00		
LT-1	B3/KC Total	45	0.00	-	0.06	-	-	0.00	0.06	-	-	-	-	-	-	-	-	-	-	-	-	-	-	-	-	0.00		
LT-2 a	Lighting & AEH	98243	175.64	83.88	-80.74	-0.00	1.92	115.54	38.73	5806.57	94.86	13.15	394.56	6109.15	5447.91	94.86	11.62	469.70	6024.09	77.93	-0.00	3.48	40.39	121.79	-	-	0.00	
LT-3	ComL Lighting	15090	37.72	24.19	-31.84	-	1.72	39.82	9.60	2468.66	27.20	7.14	190.41	2891.40	2377.93	27.19	5.60	214.00	2824.71	56.79	0.00	3.26	16.23	78.29	-	-	-	
LT-4(a)	IP Sets (10 HP & Below)	1869	8.37	4.88	76.22	-	14.24	0.12	90.59	425.69	5.42	11.88	-0.02	442.95	516.59	5.42	-89.15	-0.03	432.83	-14.68	-	115.26	0.13	100.71	-	-	-	
LT-4(b)	IP Sets (Above 10 HP)	6	0.07	0.06	5.11	0.00	0.88	0.15	6.14	3.12	0.05	0.65	0.21	4.03	1.00	0.05	0.00	0.10	1.16	7.22	0.00	1.53	0.26	9.02	-	-	-	
LT-4(c)	IP Sets Pvt. Horticulture	17	0.11	0.03	1.39	-	0.15	0.15	1.69	2.83	0.01	0.14	0.22	3.21	2.40	0.01	0.08	0.12	2.61	1.82	0.00	0.21	0.25	2.29	-	-	-	
LT-5	LT Industrial	1471	20.62	5.23	-5.12	-	0.51	7.32	2.71	455.64	5.80	1.59	28.78	491.81	435.61	5.80	1.56	36.60	479.57	14.91	-	0.53	-0.51	14.94	-	-	-	
LT-6a	Water supply	662	3.80	2.55	198.94	-	24.16	11.33	224.43	164.66	2.88	23.02	11.94	202.48	101.55	2.86	3.89	3.82	112.12	262.05	-	43.28	19.48	324.79	-	-	-	
LT-6b	Street Lights	804	2.81	6.62	415.44	-	70.64	50.13	536.21	502.81	7.10	74.24	38.61	623.76	268.39	7.10	27.97	17.94	321.40	649.66	-0.00	116.90	71.79	838.56	-	-	-	
LT-7	Temporary Supply (67 HP & Below)	7533	27.70	1.63	-81.34	-	0.06	14.36	-66.92	424.75	1.80	0.39	15.59	442.54	379.84	1.80	-1.79	12.58	382.44	-38.43	-0.00	2.23	17.38	-18.82	-	-	-	
LT-TOTAL		125740	276.64	123.06	457.02	0.00	114.23	234.92	161.23	10062.74	145.11	132.17	641.30	11011.32	9511.22	145.11	40.22	754.02	10390.53	1019.64	0.01	193.47	168.40	1471.32	-	-	-	
HT-1	Water Supply	3	1.83	1.10	78.00	0.04	7.14	5.82	90.80	80.14	1.30	11.34	5.29	98.07	45.15	1.34	3.15	4.00	53.64	112.98	0.00	15.33	6.91	135.23	-	-	-	
HT-2(a)	HT Industrial	46	12.19	27.96	-87.27	-0.00	0.88	60.56	-35.85	1930.29	30.00	0.24	85.72	2046.25	1903.75	30.00	0.57	144.36	2078.69	-70.73	-0.00	0.53	1.92	-68.28	-	-	-	
HT-2(b)	Commercial	57	8.81	6.77	-3.78	-0.00	1.87	6.51	4.80	926.95	9.94	4.08	48.39	991.34	903.63	9.94	3.12	50.84	967.52	21.54	0.00	2.81	4.08	28.41	-	-	-	
HT-2 (c)	Hospitals	14	3.00	9.34	-13.35	-	-2.03	11.64	-3.74	518.20	10.19	0.68	26.29	555.36	505.11	10.19	0.43	35.89	561.62	-0.25	-	-1.78	2.03	-0.00	-	-	-	
HT-3(a)	Utr Irrigation	-	-	-	-	-	-	-	-	-	-	-	-	-	-	-	-	-	-	-	-	-	-	-	-	-	-	-
HT-3(b)	Govt. & Pvt. Horticulture	-	-	-	-	-	-	-	-	-	-	-	-	-	-	-	-	-	-	-	-	-	-	-	-	-	-	-
HT-4	Residential Apartments	1	0.13	0.05	-0.08	0.00	0.00	0.07	-0.00	5.18	0.06	0.01	0.32	5.59	5.09	0.06	0.01	0.41	5.56	0.01	0.00	0.01	-0.01	-0.00	-	-	-	
HT-5	Temporary Supply (67 HP & Above)	1	0.11	0.20	-	-	-	-	24.95	0.24	-	1.94	27.13	24.96	0.24	-	1.94	27.14	-0.01	-	-	-	-	-0.01	-	-	-	
HT-TOTAL		122	24.96	41.46	58.43	0.04	7.85	84.41	55.90	3487.71	51.74	18.22	167.94	3723.71	3397.69	51.77	7.28	237.63	3684.17	83.64	0.00	18.33	16.31	96.34	-	-	-	
TOTAL (LT + HT)		125862	301.60	164.52	515.45	0.04	122.13	321.33	307.03	13550.45	196.85	148.49	849.24	14735.03	12918.91	196.88	52.50	992.65	14075.09	1083.08	0.01	301.59	184.71	1594.36	-	-	-	
Misc Receipts/Trading		-	-	-	-	-	-	-	58.66	-	-	-	58.66	58.66	-	-	-	58.66	-	-	-	-	-	-	-	-	-	
GRAND TOTAL		125862	301.60	164.52	515.45	0.04	122.13	321.33	307.03	13609.11	196.85	148.49	849.24	14793.69	12977.57	196.88	52.50	1051.31	14133.75	1083.08	0.01	301.59	184.71	1594.36	-	-	-	
Check Difference		-	-	-	-	-	-	-	-	-	-	-	-	-	-	-	-	-	-	0.00	-	-	-	-	-	-	0.00	



399

**Executive Engineer (E)**  
 RA Section  
 Corporate Office, Hescom  
 Navanagar, Hubballi - 580 025

**HUBLI ELECTRICITY SUPPLY COMPANY LIMITED**  
Statement Showing Division Wise Detail DCB for FY 2019-20.

Tariff	Description	Total No. of Install.	CONNECTED LOAD (MVA) (1000)	CONSUMPTION in MUs	OPENING BALANCE					DEMAND					COLLECTION					CLOSING BALANCE					
					Revenue	FAC	Interest	Tax	Total	Revenue	FAC	Interest	Tax	Total	Revenue	FAC	Interest	Tax	Total	Revenue	FAC	Interest	Tax	Total	
					11	12	13	14	15	16	17	18	19	20	21	22	23	24	25	26					
<b>485</b>	<b>Dharwad - Rural</b>																								
LT-1 Up to 40Units	BY/O	27014	1.21	8.28	- 0.00	0.00	-	-	- 0.00	506.56	3.93	-	-	510.49	506.56	3.93	-	-	510.49	- 0.00	0.00	-	-	- 0.00	
LT-1 Above 40 Units	BY/O	2670	0.23	1.92	33.96	0.07	29.22	0.17	63.41	75.86	5.93	8.00	6.19	95.78	77.14	3.35	5.03	3.99	89.51	32.48	2.86	32.18	2.37	69.69	
LT-1	BY/O Total	29684	1.44	8.20	33.96	0.07	29.22	0.17	63.41	582.22	9.86	8.00	6.19	600.27	583.70	7.27	5.03	3.99	89.51	32.48	2.86	32.18	2.37	69.69	
LT-2 a	Lighting & AEH	66721	41.05	21.26	216.53	8.82	17.29	0.08	240.72	1300.77	25.49	16.02	81.07	1423.34	1243.02	9.19	13.31	75.03	1340.55	274.27	23.12	20.00	6.12	323.51	
LT-3	Coml. Lighting	5220	10.67	8.25	19.86	1.16	0.97	1.78	23.75	802.17	9.70	4.39	60.73	878.99	788.94	5.73	3.64	57.30	835.61	53.09	5.13	1.72	5.19	65.13	
LT-4(a)	JP Sets (10 HP & Below)	24757	116.84	96.20	1295.54	10.14	1754.03	4.79	3064.50	6467.38	80.83	0.00	- 0.00	6548.21	6493.74	73.30	9.36	- 0.88	6575.52	1269.18	17.66	1744.67	5.67	3037.19	
LT-4(b)	JP Sets (Above 10 HP)	17	0.19	-	10.55	0.00	6.36	0.24	17.15	0.31	-	0.78	-	1.09	- 0.21	-	0.10	0.19	0.09	11.06	0.00	7.04	0.05	18.15	
LT-4(c)	JP Sets Pvt. Horticulture	26	0.16	0.03	11.42	0.01	7.59	0.03	19.05	2.09	0.03	1.14	0.09	3.34	1.25	0.00	0.26	0.05	1.57	12.25	0.04	8.47	0.07	20.82	
LT-5	LT Industrial	3704	42.40	8.98	74.66	2.12	2.01	1.42	80.21	801.94	10.38	4.60	47.10	864.01	765.34	7.71	3.45	44.17	820.67	111.26	4.79	3.16	4.34	123.55	
LT-6a	Water supply	2033	11.00	14.26	546.14	6.17	703.85	7.74	1263.90	1077.99	16.59	163.83	57.40	1315.60	471.14	3.01	111.02	21.15	606.33	1152.98	19.75	756.66	43.99	1973.37	
LT-6b	Streetlights	563	1.65	2.11	160.41	- 1.38	5.92	2.55	167.50	186.18	2.48	24.44	11.60	224.71	126.57	2.58	22.45	7.95	159.52	220.03	- 1.46	7.91	6.20	232.66	
LT-7	Temporary Supply (67 HP & Below)	2685	7.78	0.53	- 45.30	-	0.05	0.10	- 45.15	109.84	0.58	0.80	4.92	116.15	99.90	1.40	0.69	4.81	106.60	- 35.36	- 0.81	0.16	0.41	- 35.60	
LT-TOTAL		107730	2351.6	63.82	2221.71	25.12	2577.23	10.36	4895.04	11330.91	165.93	223.55	263.10	1175.91	10653.33	110.18	169.33	213.56	11048.46	5181.25	70.58	2541.36	71.42	6826.60	
HT-1	Water Supply	4	6.54	14.29	1110.23	4.02	65.24	29.84	1209.32	1418.22	15.84	133.91	72.83	1640.81	812.25	0.12	8.83	1.81	823.01	1716.20	18.73	190.32	100.66	2027.12	
HT-2(a)	HT Industrial	197	80.97	114.28	20.99	0.03	0.02	0.45	21.49	7263.19	106.99	9.86	576.82	7979.65	7175.41	70.80	8.75	568.24	7823.19	128.78	39.22	0.93	9.03	177.95	
HT-2(b)	Commercial	11	2.27	1.83	- 0.22	-	0.08	0.91	0.77	172.58	2.23	0.34	14.78	189.82	172.61	1.29	0.32	14.38	188.80	- 0.44	0.83	0.09	1.30	1.88	
HT-2(c)	Hospitals	8	0.51	0.72	0.82	- 0.00	- 0.01	- 0.04	0.76	64.24	0.89	0.17	4.90	70.21	62.17	0.59	0.15	4.70	67.81	2.89	0.30	0.01	0.16	3.36	
HT-3(a)	HT Irrigation	5	0.81	0.08	8.37	0.04	0.45	0.12	6.98	15.34	0.12	1.23	0.19	16.88	8.18	0.00	0.25	0.12	9.54	12.56	0.16	1.43	0.19	14.33	
HT-3(b)	Govt. & Pvt. Horticulture	-	-	-	-	-	-	-	-	-	-	-	-	-	-	-	-	-	-	-	-	-	-	-	
HT-4	Residential Apartments	-	-	-	-	-	-	-	-	-	-	-	-	-	-	-	-	-	-	-	-	-	-	-	
HT-5	Temporary Supply (67 HP & Above)	3	0.31	0.02	0.25	-	-	-	0.25	5.42	0.03	0.07	0.15	5.67	4.64	0.03	0.06	0.13	4.88	1.03	0.00	0.01	0.02	1.05	
HT-TOTAL		228	91.21	131.22	1138.44	4.08	65.77	31.28	1239.54	8968.99	129.05	135.38	88.92	9933.14	8236.43	72.83	19.57	589.59	8917.00	1891.00	60.34	192.79	111.67	2224.70	
TOTAL (LT + HT)		107958	2442.81	291.04	3462.15	29.20	2643.00	42.56	6134.51	20309.90	295.98	369.33	384.75	12746.36	18893.32	183.01	187.63	602.84	19965.46	6072.25	71.22	274.71	168.06	6054.20	
Misc Receipts/Trading		-	-	-	-	-	-	-	-	91.37	-	-	-	91.37	91.37	-	-	-	91.37	-	-	-	-	-	
GRAND TOTAL		107958	2442.81	291.04	3462.15	29.20	2643.00	42.56	6134.51	20309.90	295.98	369.33	384.75	12746.36	18893.32	183.01	187.63	602.84	19965.46	6072.25	71.22	274.71	168.06	6054.20	
Check Difference		-	-	-	-	-	-	-	-	-	-	-	-	-	-	-	-	-	-	-	-	-	-	-	



400

**Executive Engineer (EI)**  
 RA Section  
 Corporate Office, Hescom  
 Navanagar, Hubballi - 580 025

**HUBLI ELECTRICITY SUPPLY COMPANY LIMITED**  
Statement Showing Division Wise Detail DCB for FY 2019-20.

Tariff	Description	Estt.No. of Installs.	CONNECTED LOAD (kVA/Prty)	CONSUMPTION in Units	OPENING BALANCE					DEMAND					COLLECTION					CLOSING BALANCE							
					Revenue	FAC	Interest	Tax	Total	Revenue	FAC	Interest	Tax	Total	Revenue	FAC	Interest	Tax	Total	Revenue	FAC	Interest	Tax	Total			
					11	12	13	14	15	16	17	18	19	20	21	22	23	24	25	26	27	28					
<b>425 Gadag Division</b>																											
LT-1 Up to 40Units	BY/KO	48862	2.35	15.78	-	-	-	-	-	951.09	8.68	-	-	-	957.76	951.50	6.10	-	-	957.59	-0.40	0.57	-	-	-	-	0.17
LT-1 Above 40 Units	BY/KO	2958	0.14	3.30	239.59	1.59	151.28	19.88	412.13	112.07	12.13	40.02	9.28	173.50	129.32	12.17	35.22	10.65	187.38	222.33	1.55	156.08	18.31	-	-	-	398.27
LT-1	BY/KO Total	51820	2.49	19.09	239.59	1.59	151.28	19.88	412.13	1063.16	18.79	40.02	9.28	1131.26	1080.81	18.28	35.22	10.65	1144.95	221.93	2.12	156.08	18.31	-	-	-	398.43
LT-2 a	Lighting & A&H	140807	109.92	63.83	289.36	18.55	83.17	39.83	430.91	4032.73	48.33	34.87	258.08	4372.61	3925.92	25.01	34.52	281.97	4247.42	398.17	39.87	83.51	36.54	-	-	-	556.10
LT-3	Cont. Lighting	19137	30.33	20.81	22.84	3.02	5.77	15.80	47.22	2095.87	14.55	10.22	153.38	2274.03	2033.11	11.67	9.10	154.62	2208.50	368.17	39.87	83.51	36.54	-	-	-	556.10
LT-4(a)	IP Sets (10 HP & Below)	27500	131.14	101.48	1307.59	0.91	1527.48	1.52	2837.51	8580.34	88.62	0.18	-	8669.12	6614.34	89.54	-9.78	0.20	6694.31	1273.59	-0.00	1537.41	1.32	-	-	-	112.74
LT-4(b)	IP Sets (Above 10 HP)	30	0.52	-	15.79	-	11.09	0.50	27.38	0.61	-	0.39	-	6669.12	6614.34	89.54	-9.78	0.20	6694.31	1273.59	-0.00	1537.41	1.32	-	-	-	2812.31
LT-4(c)	IP Sets Pvt. Horticulture	17	0.11	0.03	1.69	0.04	0.42	0.02	2.17	2.28	0.03	0.27	-	1.00	0.23	-	-0.01	-	0.22	16.16	-	11.49	0.50	-	-	-	28.15
LT-5	LT Industrial	4725	48.60	12.13	3.63	0.91	4.18	9.33	18.03	1058.81	7.46	4.58	62.10	1133.94	1003.45	8.54	-1.13	0.03	0.52	2.32	0.07	1.83	0.05	-	-	-	4.26
LT-6a	Water supply	3281	15.41	18.94	1612.24	15.58	-188.37	36.92	1476.36	1072.38	19.50	142.89	69.55	1304.42	724.89	12.48	131.20	58.69	627.25	1958.73	22.80	-176.58	47.78	-	-	-	1853.53
LT-6b	Street Lights	1331	4.29	9.77	677.11	4.52	-183.14	19.45	517.94	744.40	7.86	48.99	54.49	855.54	636.40	7.15	53.48	50.75	747.77	785.11	5.03	-187.63	23.19	-	-	-	625.70
LT-7	Temporary Supply (67 HP & Below)	9682	5.89	1.30	-27.89	-	0.56	6.64	-20.70	341.08	0.90	2.41	12.48	358.87	308.99	1.20	1.82	16.75	328.86	4.20	-0.30	1.04	2.37	-	-	-	7.31
LT-TOTAL		258130	344.71	245.28	4741.74	45.12	1612.40	149.63	6748.96	16392.63	203.34	254.93	620.03	18101.99	18328.77	173.84	253.24	618.69	17378.56	4504.11	75.12	1439.06	163.01	-	-	-	4471.79
HT-1	Water Supply	23	12.14	37.38	813.98	2.21	43.55	19.09	878.83	2218.62	46.19	118.63	174.69	2559.13	1933.34	42.16	91.05	159.55	2228.10	1100.28	6.24	71.13	34.24	-	-	-	1211.86
HT-2(a)	HT Industrial	89	27.85	19.85	73.38	0.24	0.48	4.46	78.54	1895.73	25.22	13.20	101.52	2135.67	1938.38	24.13	11.39	103.70	2077.59	130.74	1.33	2.27	2.28	-	-	-	136.62
HT-2(b)	Commercial	21	2.97	2.95	17.21	0.07	0.31	1.07	18.66	322.59	1.18	3.43	19.60	348.80	299.74	1.12	2.43	19.18	322.46	40.06	0.13	1.31	1.49	-	-	-	43.00
HT-2 (c)	Hospitals	23	3.81	3.75	-0.27	-	-	-	-0.27	341.25	3.88	1.42	23.40	360.74	337.31	2.90	1.44	21.81	363.26	3.67	0.76	-0.02	1.79	-	-	-	6.21
HT-3(a)	Lift Irrigation	21	64.01	29.34	74.32	0.63	4.65	3.20	82.80	820.37	45.39	14.21	73.18	953.15	825.97	45.94	15.74	74.85	982.51	68.71	0.08	3.12	1.53	-	-	-	73.45
HT-3(b)	Govt. & Pvt. Horticulture	-	-	-	-	-	-	-	-	-	-	-	-	-	-	-	-	-	-	-	-	-	-	-	-	-	-
HT-4	Residential Apartments	1	0.05	0.04	-	-	-	-	-	-	-	-	-	-	-	-	-	-	-	-	-	-	-	-	-	-	-
HT-5	Temporary Supply (67 HP & Above)	7	1.07	0.12	-17.72	0.00	0.00	0.01	-17.71	34.82	0.14	0.05	1.18	36.28	37.01	0.08	0.04	1.07	38.21	-19.81	0.05	0.01	0.12	-	-	-	2.34
HT-TOTAL		144	11.50	93.24	989.33	3.15	48.98	27.83	1040.85	5738.58	121.79	151.03	393.33	8405.23	6373.63	116.35	122.15	350.97	6942.25	1325.80	8.58	77.85	41.59	-	-	-	1453.83
TOTAL (LT + HT)		259574	466.21	338.52	5731.07	48.27	1461.38	177.46	6789.80	22131.22	325.63	433.50	1012.35	24506.52	24702.40	290.19	380.43	969.76	23370.80	5830.91	83.71	1515.90	184.60	-	-	-	7925.62
Misc. Receipts/Trading		-	-	-	-	-	-	-	-	235.52	-	-	-	235.52	-	-	-	-	235.52	-	-	-	-	-	-	-	-
GRAND TOTAL		259574	466.21	338.52	5731.07	48.27	1461.38	177.46	6789.80	22366.74	325.63	433.52	1012.35	24742.15	24937.91	290.19	380.43	969.76	23606.33	5830.91	83.71	1515.90	184.60	-	-	-	7925.62
Check Difference		-	-	-	-	-	-	-	-	-	-	-	-	-	-	-	-	-	-	-	-	-	-	-	-	-	-



Handwritten notes and signatures at the bottom left, including the number '401'.



Executive Engineer (EI)  
RA Section  
Corporate Office, Hescor  
Navanagar, Hubballi - 580 025

**HUBLI ELECTRICITY SUPPLY COMPANY LIMITED**  
Statement Showing Division Wise Detail DCB for FY 2019-20.

(Rs in lakhs)

Tariff	Description	Total No. of Installs	CONNECTED LOAD (kVA) (Tapped)	CONSUMPTION In kWh	OPENING BALANCE					DEMAND					COLLECTION					CLOSING BALANCE								
					Revenue	FAC	Interest	Tax	Total	Revenue	FAC	Interest	Tax	Total	Revenue	FAC	Interest	Tax	Total	Revenue	FAC	Interest	Tax	Total				
1	2	3	4	5	11	12	13	14	15	16	17	18	19	20	21	22	23	24	25	26								
<b>491 Ron Division</b>																												
LT-1 Up to 40 Units	BY/O	28890	1.39	8.09	-	-	-	-	864.85	18.48	-	-	883.32	664.85	18.48	-	-	683.32	-	-	-	-	-	-	-	-	-	-
LT-1 Above 40 Units	BY/O	2815	0.15	2.71	198.11	-1.88	17.00	2.81	213.87	80.57	4.30	24.95	4.60	94.42	78.30	9.53	20.88	4.34	113.84	177.39	-7.09	21.29	2.87	194.45	-	-	-	
LT-1	BY/O Total	31705	1.54	10.80	198.11	-1.88	17.00	2.81	213.87	725.42	22.78	24.95	4.60	777.74	744.14	28.01	20.88	4.34	797.18	177.39	-7.09	21.29	2.87	194.45	-	-	-	
LT-2 a	Lighting & A&H	86089	81.81	22.80	251.76	2.37	17.50	-0.04	271.58	1408.47	27.15	21.78	88.41	1543.81	1358.42	13.14	18.36	84.12	1472.04	301.81	16.38	20.91	4.26	343.36	-	-	-	
LT-3	Cont. Lighting	7898	15.20	7.73	48.85	-0.15	0.19	0.14	48.83	770.35	9.14	8.26	57.99	843.74	740.32	5.76	4.97	55.10	806.14	78.68	3.23	1.48	3.04	86.43	-	-	-	
LT-4(a)	IP Sets (10 HP & Below)	12354	66.46	40.98	1040.48	-0.00	1336.46	-0.00	2378.94	2682.00	41.89	-	-	2703.89	2672.74	41.89	-	-	2714.83	1029.75	-0.00	1336.46	-0.00	2366.20	-	-	-	
LT-4(b)	IP Sets (Above 10 HP)	25	0.11	-	1.38	-	0.81	0.10	2.30	-	-	-	-	-	-	-	-	-	-	-	-	-	-	-	-	-	-	
LT-4(c)	IP Sets Pvt. Horticulture	5	0.01	0.00	0.14	0.00	0.02	0.00	0.16	0.27	0.00	0.01	0.02	0.30	0.31	0.00	0.02	0.02	0.34	1.38	-	0.81	0.10	2.30	-	-	-	
LT-5	LT Industrial	2228	19.71	4.47	57.23	0.30	0.17	0.03	57.73	384.58	5.27	2.14	23.04	415.01	367.39	3.85	1.90	21.79	394.92	74.40	1.72	0.41	1.29	77.82	-	-	-	
LT-6a	Water supply	1297	6.83	8.29	583.89	0.28	216.97	24.14	805.30	552.71	9.83	78.55	33.44	672.53	448.77	7.29	78.77	34.59	567.42	669.83	2.83	214.78	22.99	910.41	-	-	-	
LT-6b	Streetlights	485	1.59	2.53	34.78	0.10	108.29	11.43	154.60	223.98	2.98	21.93	13.99	262.86	108.90	1.48	17.62	10.80	136.78	151.85	1.80	112.61	14.61	280.67	-	-	-	
LT-7	Temporary Supply (57 HP & Below)	594	0.91	0.42	-18.54	-0.11	1.88	0.82	-15.95	94.86	0.59	0.93	4.04	100.42	88.41	0.71	0.48	3.78	93.36	-12.09	-0.24	2.35	1.08	-8.90	-	-	-	
<b>LT TOTAL</b>		<b>122460</b>	<b>174.18</b>	<b>98.04</b>	<b>2175.13</b>	<b>0.34</b>	<b>1699.30</b>	<b>33.21</b>	<b>3318.30</b>	<b>8720.81</b>	<b>118.62</b>	<b>154.64</b>	<b>228.54</b>	<b>7328.51</b>	<b>6523.40</b>	<b>102.71</b>	<b>142.76</b>	<b>214.53</b>	<b>8982.80</b>	<b>2472.10</b>	<b>13.44</b>	<b>171.09</b>	<b>50.24</b>	<b>4252.83</b>				
HT-1	Water Supply	8	2.28	6.12	36.84	0.25	0.25	1.98	39.30	396.80	7.18	8.23	28.50	438.71	398.17	5.78	6.30	28.81	439.07	35.48	1.84	0.17	1.65	38.94	-	-	-	
HT-2(a)	HT Industrial	16	2.38	1.48	26.94	-0.45	0.05	0.10	26.84	135.56	1.60	1.25	6.65	145.05	125.80	0.89	1.54	5.91	133.94	38.89	0.46	-0.25	0.84	37.74	-	-	-	
HT-2(b)	Commercial	2	0.16	0.04	-	-	-	-	-	8.99	0.04	0.02	0.29	7.34	6.85	0.04	0.02	0.29	7.20	0.14	0.00	0.00	-	0.14	-	-	-	
HT-2 (c)	Hospitals	5	0.51	0.22	0.52	0.01	-0.14	0.08	0.45	22.78	0.26	0.83	1.38	25.23	14.90	0.11	0.71	1.24	16.98	8.39	0.16	-0.02	0.20	8.73	-	-	-	
HT-3(a)	Uit. Irrigation	8	3.29	0.88	12.74	0.01	0.11	0.02	12.88	70.58	0.44	2.73	2.12	75.88	30.78	-	0.72	0.00	31.48	52.58	0.45	2.12	2.14	57.27	-	-	-	
HT-3(b)	Govt. & Pvt. Horticulture	-	-	-	-	-	-	-	-	-	-	-	-	-	-	-	-	-	-	-	-	-	-	-	-	-	-	-
HT-4	Residential Apartments	-	-	-	-	-	-	-	-	-	-	-	-	-	-	-	-	-	-	-	-	-	-	-	-	-	-	-
HT-5	Temporary Supply (57 HP & Above)	2	0.13	0.08	-0.30	0.01	0.03	0.03	0.20	11.83	0.07	0.15	0.57	12.41	12.84	0.05	0.08	0.49	13.47	-1.51	0.03	0.08	0.15	-1.25	-	-	-	
<b>HT TOTAL</b>		<b>41</b>	<b>0.75</b>	<b>8.70</b>	<b>78.74</b>	<b>0.01</b>	<b>0.03</b>	<b>0.03</b>	<b>0.03</b>	<b>444.31</b>	<b>3.80</b>	<b>11.20</b>	<b>35.57</b>	<b>704.63</b>	<b>489.32</b>	<b>8.89</b>	<b>9.57</b>	<b>38.75</b>	<b>842.12</b>	<b>131.72</b>	<b>2.41</b>	<b>2.12</b>	<b>4.38</b>	<b>111.58</b>				
<b>TOTAL (LT+HT)</b>		<b>122901</b>	<b>182.34</b>	<b>104.82</b>	<b>2262.83</b>	<b>0.35</b>	<b>1702.66</b>	<b>33.24</b>	<b>3318.33</b>	<b>9165.12</b>	<b>122.42</b>	<b>165.84</b>	<b>264.11</b>	<b>7433.14</b>	<b>7012.72</b>	<b>111.60</b>	<b>152.33</b>	<b>253.28</b>	<b>9824.92</b>	<b>2603.82</b>	<b>15.85</b>	<b>173.21</b>	<b>54.62</b>	<b>4364.41</b>				
Misc. Receipts/Trading		-	-	-	-	-	-	-	39.50	-	-	-	-	39.50	39.50	-	-	-	39.50	-	-	-	-	-	-	-	-	-
<b>GRAND TOTAL</b>		<b>122901</b>	<b>182.34</b>	<b>104.82</b>	<b>2262.83</b>	<b>0.35</b>	<b>1702.66</b>	<b>33.24</b>	<b>3318.33</b>	<b>9204.62</b>	<b>122.42</b>	<b>165.84</b>	<b>264.11</b>	<b>7472.64</b>	<b>7052.22</b>	<b>111.60</b>	<b>152.33</b>	<b>253.28</b>	<b>9864.42</b>	<b>2643.32</b>	<b>15.85</b>	<b>173.21</b>	<b>54.62</b>	<b>4364.41</b>				
Check Difference		-	-	-	-	-	-	-	-	-	-	-	-	-	-	-	-	-	-	-	-	-	-	-	-	-	-	-


P. S. JINDAL  
 B Com LL B (Spl) MBA  
 ADVOCATE  
 HUBLI 580 025  
 Reg No 22394  
 Date 17-08-2020  
 for five years  
 भारत सरकार नोडरी

402

**Executive Engineer (EI)**  
 RA Section  
 Corporate Office, Hesco  
 Navanagar, Hubli  
 225

**HUBLI ELECTRICITY SUPPLY COMPANY LIMITED**  
Statement Showing Division Wise Detail DCB for FY 2019-20.

Sl. No.	Description	Total No. of mains	CONNECTED LOAD (MVA) (1000)	CONSUMPTION IN MUS	OPENING BALANCE					DEMAND					COLLECTION					CLOSING BALANCE								
					Revenue	FAC	Interest	Tax	Total	Revenue	FAC	Interest	Tax	Total	Revenue	FAC	Interest	Tax	Total	Revenue	FAC	Interest	Tax	Total				
					11	12	13	14	15	16	17	18	19	20	21	22	23	24	25	26								
<b>426 Haveri Division</b>																												
LT-1 Up to 40Units	BY/O	71095	3.45	19.94	-	-	-	-	-	1402.29	-	-	-	-	1402.29	1402.29	-	-	-	-	-	-	-	-	-	-	-	-
LT-1 Above 40 Units	BY/O	3822	0.15	3.69	124.31	2.32	119.43	4.58	250.64	138.12	27.97	28.87	12.42	207.38	153.98	24.47	19.91	11.70	210.05	108.46	5.83	128.39	5.30	247.97	-	-	-	
LT-1	BY/O Total	74917	3.60	23.62	124.31	2.32	119.43	4.58	250.64	1540.41	27.97	28.87	12.42	1609.68	1556.27	24.47	19.91	11.70	1612.35	108.46	5.83	128.39	5.30	247.97	-	-	-	
LT-2 a	Lighting & A&T	152018	98.30	53.16	82.33	25.14	20.52	84.69	212.68	3353.51	58.42	31.25	211.96	3655.14	3246.98	31.71	36.10	184.95	3499.73	188.86	51.85	15.68	111.70	368.09	-	-	-	
LT-3	Cont. Lighting	19768	32.97	19.78	-18.01	4.93	-21.15	64.14	29.91	1965.07	22.42	10.31	150.48	2148.28	1910.58	16.94	16.04	136.86	2080.20	36.49	10.41	-26.88	77.97	97.98	-	-	-	
LT-4(a)	IP Sets (10 HP & Below)	49293	256.72	237.43	2722.85	-	4034.91	-	6757.78	15680.79	223.62	-	-	15904.41	15742.09	217.56	0.65	-0.01	15960.29	2661.55	6.07	4034.26	0.01	6701.89	-	-	-	
LT-4(b)	IP Sets (Above 10 HP)	58	0.97	-	82.21	0.39	52.55	1.79	146.93	4.67	-	9.35	-	14.02	6.15	-	0.04	0.00	6.18	90.73	0.39	61.66	1.79	154.77	-	-	-	
LT-4(c)	IP Sets Pvt. Horticulture	43	0.20	0.05	3.30	0.05	0.59	0.05	3.99	2.89	0.05	0.43	0.13	3.51	1.59	0.00	0.09	0.07	1.75	4.61	0.10	0.93	0.11	5.75	-	-	-	
LT-5	LT Industrial	4731	43.41	7.70	25.14	0.97	-7.93	10.34	28.52	677.58	10.29	3.25	39.30	730.43	652.19	6.12	4.83	35.31	698.44	50.54	5.14	-9.51	14.33	80.50	-	-	-	
LT-6a	Water supply	4375	23.73	36.65	2430.58	31.53	1628.48	-70.90	4019.71	2238.38	42.59	408.97	144.88	2634.80	1213.54	12.99	458.33	115.98	1800.84	3455.41	61.13	1579.12	-42.00	5053.66	-	-	-	
LT-6b	Streetlights	1486	5.12	8.13	380.11	-1.18	322.63	25.00	728.57	624.44	9.14	77.43	44.21	755.22	437.87	6.15	67.00	33.95	544.77	506.88	1.81	333.06	35.28	937.01	-	-	-	
LT-7	Temporary Supply (67 HP & Below)	9491	11.86	1.46	-88.54	0.23	3.57	14.06	-70.67	302.73	1.98	1.77	13.28	319.76	256.86	2.12	1.09	10.22	270.29	-42.67	0.08	4.25	17.13	-21.20	-	-	-	
LT-TOTAL		318174	428.70	387.95	5784.23	34.38	4153.90	133.75	12106.02	26390.47	396.45	571.63	618.56	27975.26	26023.85	318.05	604.06	528.63	23474.35	7120.86	142.81	5121.16	221.59	13606.47	-	-	-	
HT-1	Water Supply	24	4.12	7.29	598.89	-3.39	159.22	10.55	785.27	488.57	3.53	85.64	33.78	611.53	408.14	0.97	41.95	22.33	473.39	679.32	-0.82	202.90	22.01	903.41	-	-	-	
HT-2(a)	HT Industrial	39	9.89	13.15	-3.04	5.22	1.77	6.77	10.72	1097.47	12.01	4.17	77.69	1191.34	1094.83	9.76	5.75	78.72	1188.85	-0.19	7.48	0.19	5.74	13.21	-	-	-	
HT-2(b)	Commercial	28	2.13	2.16	3.74	0.01	-1.99	0.81	2.59	232.37	2.55	1.41	15.95	252.28	225.04	2.58	3.39	13.53	244.53	11.07	-0.01	-3.96	3.24	10.33	-	-	-	
HT-2(c)	Hospitals	25	1.84	1.84	27.95	0.40	-0.58	1.05	28.82	153.34	1.81	6.20	9.45	170.80	131.74	1.14	5.44	7.97	146.28	49.55	1.07	0.18	2.53	53.34	-	-	-	
HT-3(a)	Lift Irrigation	20	29.65	3.29	477.38	21.90	35.11	18.25	550.84	485.58	3.66	34.35	7.62	531.21	841.57	-	58.77	24.02	824.36	121.39	25.55	10.69	-0.15	157.49	-	-	-	
HT-3(b)	Govt. & Pvt. Horticulture	-	-	-	-	-	-	-	-	-	-	-	-	-	-	-	-	-	-	-	-	-	-	-	-	-	-	-
HT-4	Residential Apartments	-	-	-	-	-	-	-	-	-	-	-	-	-	-	-	-	-	-	-	-	-	-	-	-	-	-	-
HT-5	Temporary Supply (67 HP & Above)	-	0.20	0.06	-1.93	0.01	0.00	0.03	-1.88	8.80	0.09	0.01	0.34	9.23	6.49	0.07	0.01	0.24	6.81	0.38	0.03	0.00	0.13	0.54	-	-	-	
HT-TOTAL		197	44.74	28.33	1033.01	24.15	183.53	36.46	1368.16	2458.13	23.66	137.73	144.83	2768.40	2707.61	14.52	115.20	146.96	2984.23	861.63	33.30	210.01	33.50	1138.12	-	-	-	
TOTAL (LT+HT)		318311	473.44	416.28	6817.24	58.53	4337.43	169.21	13474.17	28848.60	420.11	703.41	763.39	30741.66	27731.46	332.57	719.26	675.59	25458.58	7982.49	176.11	6331.16	255.09	14744.74	-	-	-	
Misc Receipts/Trading		-	-	-	-	-	-	-	-	212.12	-	-	-	212.12	212.12	-	-	-	212.12	-	-	-	-	-	-	-	-	-
GRAND TOTAL		318311	473.44	416.28	6817.24	58.53	4337.43	169.21	13474.17	29060.72	420.11	703.41	763.39	30953.77	27943.58	332.57	719.26	675.59	25670.70	7982.49	176.11	6331.16	255.09	14744.74	-	-	-	
Check Difference		-	-	-	-	-	-	-	-	-	-	-	-	-	-	-	-	-	-	-	-	-	-	-	-	-	-	-

  
**Executive Engineer (EI)**  
 RA Section  
 Corporate Office, Hescom  
 Navanagar, Hubballi - 580 025



**HUBLI ELECTRICITY SUPPLY COMPANY LIMITED**  
Statement Showing Division Wise Detail DCB for FY 2019-20.

(Rs in lakhs)

Tariff	Description	Total No. of Units	CONNECTED LOAD (MW) (2019)	CONSUMPTION IN MW	OPENING BALANCE					DEMAND					COLLECTION					CLOSING BALANCE				
					Revenue	FAC	Interest	Tax	Total	Revenue	FAC	Interest	Tax	Total	Revenue	FAC	Interest	Tax	Total	Revenue	FAC	Interest	Tax	Total
1	2	3	4	5	11	12	13	14	15	16	17	18	19	20	21	22	23	24	25	26				
<b>481 Ranebennur Division</b>																								
LT-1 Up to 40 Units	BYNO	53724	2.59	18.09	-0.00	-	-	-	-0.00	1125.21	0.12	0.22	-	1125.56	1125.21	0.12	0.22	-0.00	1125.56	0.00	-	-	0.00	0.00
LT-1 Above 40 Units	BYNO	2680	0.13	2.79	259.14	1.86	151.22	11.87	424.09	95.85	22.43	44.91	9.18	172.37	148.55	19.53	18.77	7.39	192.24	208.44	4.76	179.36	13.65	404.22
LT-1	BJ/NO Total	56404	2.72	18.89	259.14	1.86	151.22	11.87	424.09	1221.07	22.56	45.13	9.18	1297.93	1273.77	19.85	18.99	7.39	1317.80	206.44	4.76	179.36	13.65	404.22
LT-2 a	Lighting & A&H	125249	110.29	51.29	46.18	23.32	10.12	69.18	148.79	3256.69	38.76	25.99	206.09	3525.53	3132.95	11.25	26.44	204.48	3375.11	199.92	48.83	9.68	70.79	299.21
LT-3	Comm. Lighting	17052	28.40	16.92	9.38	5.46	-8.54	40.67	46.95	1706.96	12.16	8.44	127.87	1855.45	1854.21	5.50	-0.14	132.80	1792.38	62.12	12.12	0.04	35.74	110.02
LT-4(a)	IP Sets (10 HP & Below)	50743	256.34	283.49	2972.31	32.05	4416.07	14.65	7435.09	18340.57	248.76	0.00	0.55	18589.87	18245.03	180.92	210.03	12.12	18648.10	3067.85	99.89	4206.04	3.08	7378.86
LT-4(b)	IP Sets (Above 10 HP)	16	0.40	0.00	3.97	-	1.32	-0.10	5.19	3.18	0.00	0.58	0.00	3.77	2.44	-	-0.46	0.31	2.29	4.71	0.00	2.38	-0.41	6.68
LT-4(c)	IP Sets Pvc Horticulture	84	0.38	0.14	16.84	0.16	6.59	0.48	26.08	10.14	0.14	2.43	0.35	13.08	4.60	0.02	-0.22	0.56	4.96	22.38	0.28	11.24	0.28	34.18
LT-5	LT Industrial	3972	43.57	11.77	16.54	5.12	1.13	12.69	35.48	987.72	9.85	4.64	62.95	1065.17	947.55	5.86	5.03	64.29	1022.73	56.71	8.12	0.74	11.35	77.92
LT-6a	Water supply	3160	18.67	30.49	2331.27	20.32	657.86	63.58	3073.02	1743.94	34.84	302.77	118.28	2199.84	939.29	1.87	296.10	101.65	1336.91	3135.92	53.29	664.53	80.20	3933.95
LT-6b	Streetlights	1559	4.12	8.98	884.70	7.01	141.48	53.46	886.65	601.21	7.71	82.09	48.48	740.47	415.71	4.82	116.62	52.83	590.08	870.20	9.80	106.95	50.09	1037.04
LT-7	Temporary Supply (57 HP & Below)	5656	24.45	1.24	-117.08	-1.32	7.92	3.14	-107.35	268.32	0.52	5.65	12.09	288.58	263.47	1.92	0.71	6.24	272.34	-112.23	-2.72	12.85	8.99	-93.12
LT-TOTAL		283895	448.35	413.18	6223.22	93.99	6387.17	269.51	11973.99	21131.82	173.25	477.72	586.13	25577.68	26879.02	231.92	574.10	532.57	28354.71	7484.02	236.26	6193.79	273.77	13188.94
HT-1	Water Supply	28	8.42	13.69	-165.04	14.77	412.37	142.89	404.79	841.63	15.15	57.58	63.73	978.09	513.87	1.95	97.45	78.81	690.08	162.72	27.98	372.51	129.61	692.80
HT-2(a)	HT Industrial	87	30.83	35.47	36.13	10.10	-29.42	62.88	79.89	3007.71	38.80	2.95	199.13	3248.58	2999.98	22.97	9.83	190.08	3222.85	43.87	25.93	-38.11	71.99	105.63
HT-2(b)	Commercial	13	1.08	0.92	-2.41	0.32	-0.44	2.78	0.27	103.20	0.41	0.53	7.20	111.34	101.82	0.75	-0.30	7.75	110.03	-1.02	-0.02	0.39	2.23	1.58
HT-2 (c)	Hospitals	13	0.89	0.88	12.65	0.29	-1.83	-7.82	3.29	66.02	0.38	1.56	4.43	72.39	70.32	1.81	-0.51	-4.19	87.54	8.34	-1.25	0.24	0.80	8.13
HT-3(a)	U&I Irrigation	6	5.24	0.79	-410.19	3.41	472.28	11.85	77.36	126.51	1.26	11.20	1.95	140.92	-135.10	-0.00	251.17	2.85	118.92	-148.58	4.68	232.30	10.98	99.36
HT-3(b)	Govt. & Pvt. Horticulture	-	-	-	-	-	-	-	-	-	-	-	-	-	-	-	-	-	-	-	-	-	-	-
HT-4	Residential Apartments	3	0.89	0.74	1.05	0.62	0.19	-1.86	0.00	58.82	0.90	0.00	4.39	63.92	61.44	0.40	0.19	1.89	63.92	-1.78	1.12	0.00	0.84	0.00
HT-5	Temporary Supply (57 HP & Above)	3	4.45	0.16	-27.03	0.88	0.01	0.03	-27.00	26.10	0.18	0.05	1.48	28.82	26.08	0.12	0.16	1.40	28.78	-27.01	0.08	-0.12	0.11	-26.94
HT-TOTAL		113	51.20	52.44	654.17	20.01	853.01	140.57	638.40	4231.78	57.68	73.47	292.12	4645.06	3640.40	28.10	367.80	278.60	4302.90	56.68	64.49	60.22	218.29	880.88
TOTAL (LT + HT)		284008	500.06	475.62	6877.39	113.99	7240.18	410.08	12612.39	25363.60	231.93	551.19	648.11	26042.74	30519.42	260.02	1028.91	859.26	32847.61	7540.70	291.74	679.01	490.05	14067.50
Misc Receipts/Trading		-	-	-	-	-	-	-	292.85	-	-	-	292.85	292.85	-	-	-	-	292.85	-	-	-	-	-
GRAND TOTAL		284008	500.06	475.62	6877.39	113.99	7240.18	410.08	12612.39	25656.45	231.93	551.19	648.11	26335.59	30812.27	260.02	1028.91	859.26	33140.46	7540.70	291.74	679.01	490.05	14067.50
Check Difference		-	-	-	-	-	-	-	-	-	-	-	-	-	-	-	-	-	-	-	-	-	-	-



Executive Engineer (EI)  
 RA Section  
 Corporate Office, Hescom  
 Navanagar, Hubballi - 580 025

404


**HUBLI ELECTRICITY SUPPLY COMPANY LIMITED**  
Statement Showing Division Wise Detail DCB for FY 2019-20.

(Rs In lakhs)

Sl. No.	Tariff	Description	Total No. of Transf.	CONNECTED LOAD (MW) (L'000)	CONSUMPTION In MU/	OPENING BALANCE					DEMAND					COLLECTION					CLOSING BALANCE				
						Revenue	FAC	Interest	Tax	Total	Revenue	FAC	Interest	Tax	Total	Revenue	FAC	Interest	Tax	Total	Revenue	FAC	Interest	Tax	Total
1	2	3	4	5	6	11	12	13	14	15	16	17	18	19	20	21	22	23	24	25	26				
<b>427 Sirsi Division</b>																									
LT-1 Up to 40Units	BYO		18355	0.97	4.92	-	-	-	-	328.62	5.04	-	-	333.66	328.62	5.04	-	-	333.66	-	-	-	-		
LT-1 Above 40 Units	BYO		967	0.06	1.34	14.28	-1.52	6.71	3.07	22.54	52.89	2.57	3.79	4.07	63.13	55.23	3.81	3.13	3.78	65.98	11.74	-2.76	7.37	3.35	19.71
LT-1	BYO Total		19322	1.04	6.26	14.28	-1.52	6.71	3.07	22.54	381.31	7.81	3.79	4.07	396.78	383.85	8.85	3.13	3.78	399.61	11.74	-2.76	7.37	3.35	19.71
LT-2 a	Lighting & ABH		112023	132.52	54.03	95.50	18.84	24.22	16.61	155.16	3394.51	64.25	26.75	217.20	3702.72	3297.74	41.59	24.54	213.67	3577.53	192.27	41.50	26.43	20.14	280.35
LT-3	Coml. Lighting		13580	24.59	15.31	20.55	2.57	0.67	5.53	29.32	1550.10	18.04	10.67	117.03	1695.84	1459.20	13.72	9.22	113.50	1595.64	111.45	6.89	2.12	9.06	129.53
LT-4(a)	IP Sets (10 HP & Below)		25241	71.82	93.17	-54.10	10.00	315.12	0.32	271.34	6470.14	89.84	0.00	0.05	6560.03	6476.14	99.35	0.01	0.00	6575.51	-60.11	0.48	315.11	0.37	255.85
LT-4(b)	IP Sets (Above 10 HP)		15	0.31	0.03	3.12	0.01	0.80	0.29	4.22	3.61	0.02	0.45	0.08	4.16	2.61	0.01	0.12	0.04	2.77	4.12	0.02	1.14	0.33	5.60
LT-4(c)	IP Sets Pvt. Horticulture		62	0.26	0.12	3.25	0.06	0.88	0.18	4.37	6.13	0.12	0.77	0.31	7.33	3.34	0.00	0.26	0.19	3.79	6.04	0.18	1.39	0.31	7.92
LT-5	LT Industrial		2589	19.48	3.97	6.30	0.15	0.19	0.57	7.21	370.99	4.58	1.43	20.82	397.32	355.27	3.78	1.30	20.16	380.48	21.71	0.97	0.33	1.03	24.04
LT-6a	Water supply		1717	7.23	7.80	-48.85	5.21	77.55	23.57	57.48	505.33	9.23	16.91	31.14	562.61	401.84	5.60	16.64	31.01	455.08	54.65	8.84	77.82	23.70	165.01
LT-6b	StreetLights		1209	2.33	5.82	-82.93	2.70	30.88	26.79	-22.56	453.79	7.02	7.26	32.58	500.65	400.48	5.82	8.37	35.23	449.89	-29.61	3.90	29.77	24.14	28.20
LT-7	Temporary Supply (67 HP & Below)		6171	3.79	0.78	-73.28	-0.36	-0.25	0.41	-73.49	150.12	0.88	0.09	7.46	158.55	138.63	1.46	0.05	6.97	147.11	-81.80	-0.94	-0.21	0.90	-62.05
LT-TOTAL			181923	263.37	187.09	116.17	57.45	456.77	77.36	455.59	13285.72	201.59	88.13	430.55	13985.91	12919.09	180.15	63.63	424.66	13587.42	260.47	69.08	461.27	83.34	354.16
HT-1	Water Supply		8	1.44	3.67	-178.75	0.74	151.68	2.83	-21.73	221.84	4.29	1.98	17.04	244.95	101.90	10.50	77.53	16.32	206.24	-57.01	-5.47	76.11	3.35	16.98
HT-2(a)	HT Industrial		20	4.50	8.14	-0.59	-0.45	0.00	1.03	0.00	667.61	12.28	1.71	47.09	728.68	649.06	6.81	1.69	46.14	703.70	17.98	5.00	0.03	1.96	24.96
HT-2(b)	Commercial		12	1.27	1.32	2.96	0.01	0.01	0.01	2.98	132.71	1.59	0.84	11.88	146.80	134.05	1.60	0.83	11.78	148.08	1.62	0.01	0.01	0.08	1.72
HT-2 (c)	Hospitals		12	0.94	1.17	2.19	0.34	0.00	0.98	3.49	107.12	1.40	0.98	7.46	116.98	105.62	1.28	1.06	7.49	115.43	3.89	0.49	-0.08	0.93	5.03
HT-3(a)	UR Irrigation		9	1.16	0.12	7.63	0.05	0.61	0.27	8.57	17.71	0.11	1.05	0.28	16.15	15.88	0.00	1.27	0.47	17.62	9.46	0.17	0.39	0.08	10.11
HT-3(b)	Govt. & Pvt. Horticulture		-	-	-	-	-	-	-	-	-	-	-	-	-	-	-	-	-	-	-	-	-	-	-
HT-4	Residential Apartments		-	-	-	-	-	-	-	-	-	-	-	-	-	-	-	-	-	-	-	-	-	-	-
HT-5	Temporary Supply (67 HP & Above)		-	-	-	-	-	-	-	-	-	-	-	-	-	-	-	-	-	-	-	-	-	-	-
HT-TOTAL			51	14.41	14.41	-184.56	0.70	152.23	4.90	-4.68	1146.78	19.55	6.36	81.72	1256.52	1006.61	20.16	82.17	82.20	1191.04	24.29	0.19	76.47	6.42	58.20
TOTAL (LT & HT)			237024	417.11	341.58	230.73	58.15	609.05	82.26	448.91	14432.50	221.14	94.49	514.27	15242.43	13925.70	200.31	145.80	506.79	14778.46	284.76	69.27	537.74	89.76	412.95
Misc. Receipts/Trading			-	-	-	0.17	-	-	-	0.17	124.48	-	-	-	124.48	124.65	-	-	124.65	-	-	-	-	-	-
GRAND TOTAL			237024	417.11	341.58	230.90	58.15	609.05	82.26	449.08	14556.98	221.14	94.49	514.27	15366.91	14050.24	200.31	145.80	506.79	14903.11	284.76	69.27	537.74	89.76	412.95
Check Difference			-	-	-	-	-	-	-	-	-	-	-	-	-	-	-	-	-	-0.00	-	-	-	-	-0.00



405

  
**Executive Engineer (EI)**  
**RA Section**  
**Corporate Office, Hescm**  
**Navanagar, Hubballi - 580 025**

**HUBLI ELECTRICITY SUPPLY COMPANY LIMITED**  
Statement Showing Division Wise Detail DCB for FY 2019-20.

Tariff	Description	Total No. of Installs.	CONNECTED LOAD (MW) (H000)	CONSUMPTION in MVA	OPENING BALANCE					DEMAND					COLLECTION					CLOSING BALANCE					
					Revenue	FAC	Interest	Tax	Total	Revenue	FAC	Interest	Tax	Total	Revenue	FAC	Interest	Tax	Total	Revenue	FAC	Interest	Tax	Total	
					11	12	13	14	15	16	17	18	19	20	21	22	23	24	25	26					
<b>492 Dandeli division</b>																									
LT-1 Up to 40Units	B/K	16238	0.78	3.88	-0.00	-	-	-	-0.00	263.83	3.20	-	-	267.04	264.05	3.20	0.31	-	267.57	-0.22	-	-0.31	-	-	-0.53
LT-1 Above 40 Units	B/K	1605	0.08	1.51	-2.35	0.60	-0.01	1.89	0.12	70.11	3.14	2.60	4.72	80.56	69.49	3.21	2.15	4.57	79.43	-1.74	0.52	0.43	2.04	1.25	
LT-1	B/K Total	17843	0.86	5.39	-2.35	0.60	-0.01	1.89	0.12	333.94	6.34	2.60	4.72	347.59	333.55	6.41	2.46	4.57	346.99	-1.96	0.52	0.12	2.04	1.25	
LT-2 a	Lighting & ABH	43549	37.47	20.74	1.43	1.32	3.83	37.14	43.70	1319.25	22.23	8.47	67.43	1437.37	1295.96	22.39	7.01	72.90	1398.26	24.72	1.16	5.28	51.66	82.61	
LT-3	Comt. Lighting	5814	9.53	6.92	-0.38	-0.23	1.72	10.62	11.73	735.60	7.33	5.27	52.60	800.80	697.51	12.54	4.01	46.91	760.97	37.71	-5.44	2.88	16.31	51.57	
LT-4(a)	IP Sets (10 HP & Below)	10510	33.88	42.06	153.76	4.01	503.90	0.00	661.67	2722.90	42.15	0.04	0.00	2764.79	2723.62	41.85	8.98	-	2774.84	152.54	4.31	494.96	0.00	651.82	
LT-4(b)	IP Sets (Above 10 HP)	8	0.09	0.00	1.05	0.00	3.63	0.25	4.93	0.22	0.00	0.02	0.01	0.25	0.06	0.01	0.56	0.00	0.64	1.21	-0.00	3.08	0.25	4.54	
LT-4(c)	IP Sets Pvc. Horticulture	4	0.02	0.01	0.42	-0.00	-0.00	-0.00	0.42	0.35	0.00	0.07	0.02	0.45	0.00	0.01	0.07	0.02	0.99	-0.13	0.00	0.00	0.00	-0.12	
LT-5	LT Industrial	1138	9.16	2.40	2.53	-0.98	-0.36	0.63	1.82	208.72	2.72	0.83	12.89	225.16	200.80	3.65	0.69	11.82	216.96	10.45	-1.91	-0.22	1.70	10.02	
LT-6a	Water supply	912	3.93	3.97	-71.65	0.00	21.18	2.65	-47.82	249.35	4.35	3.07	15.75	272.52	188.65	3.64	5.25	11.61	187.16	11.05	0.71	18.00	6.78	37.54	
LT-6b	Streetlights	632	1.23	2.41	-51.23	-0.86	1.66	13.47	-36.96	176.95	2.30	3.33	13.56	196.14	160.66	2.18	2.52	11.15	176.51	-34.94	-0.74	2.47	15.87	-17.33	
LT-7	Temporary Supply (57 HP & Below)	2685	3.99	0.47	-28.98	0.00	0.10	0.80	-28.28	75.70	0.51	0.04	4.46	80.71	79.96	0.53	-0.34	2.71	82.86	-33.25	-0.02	0.48	2.36	-30.43	
LT- TOTAL		63076	29.37	84.77	4.00	3.30	535.85	67.24	611.34	5822.98	67.83	23.72	151.44	6125.77	5669.87	63.20	31.21	161.70	6945.96	187.41	-1.31	576.16	26.57	731.16	
HT-1	Water Supply	4	0.80	3.58	-0.00	-0.00	0.00	-0.00	-0.00	206.82	2.96	1.19	16.67	227.63	205.13	2.96	1.13	15.91	225.13	1.69	-0.00	0.06	0.76	2.51	
HT-2(a)	HT Industrial	22	15.79	25.82	0.00	0.00	-0.00	0.00	0.00	2229.22	9.04	7.24	161.67	2407.18	2136.19	9.04	2.59	160.47	2308.30	93.03	0.00	4.65	1.20	98.88	
HT-2(b)	Commercial	9	0.86	0.73	2.45	-0.00	0.02	0.13	2.80	75.78	0.13	0.34	3.62	79.86	76.20	0.13	0.29	3.60	80.22	2.02	-	0.07	0.16	2.25	
HT-2 (c)	Hospitals	12	4.13	0.54	0.30	0.01	0.00	0.02	0.32	58.82	0.51	0.41	3.53	61.07	54.17	0.44	0.39	3.52	58.53	2.74	0.08	0.02	0.03	2.87	
HT-3(a)	UR Irrigation	6	0.47	0.00	1.78	-	0.04	0.02	1.84	5.73	-	0.24	0.00	5.97	2.41	-	0.02	-	2.42	5.10	-	0.28	0.02	5.38	
HT-3(b)	Govt. & Pvc Horticulture	-	-	-	-	-	-	-	-	-	-	-	-	-	-	-	-	-	-	-	-	-	-	-	
HT-4	Residential Apartments	1	0.80	2.49	-	-	-	-	-	176.11	1.97	-	14.81	192.89	176.11	1.97	-	14.51	192.69	-	-	-	-	-	
HT-5	Temporary Supply (57 HP & Above)	-	-	-	-	-	-	-	-	-	-	-	-	-	-	-	-	-	-	-	-	-	-	-	
HT- TOTAL		64	22.88	32.96	4.53	0.00	0.00	0.00	0.00	2760.27	14.62	9.42	200.30	2974.81	2650.22	14.65	4.42	156.30	2967.49	104.59	0.00	5.06	2.16	111.29	
TOTAL (LT + HT)		63129	32.27	117.73	4.53	3.30	535.85	67.24	611.34	6098.25	82.45	33.14	351.74	6100.39	5319.08	77.85	35.63	340.01	6134.47	188.00	-1.31	581.22	28.73	842.45	
Misc Receipts/Trading		-	-	-	-	-	-	-	-	54.62	-	-	-	54.62	56.30	-	-	-	56.30	-	-	-	-	-	
GRAND TOTAL		63129	32.27	117.73	4.53	3.30	535.85	67.24	611.34	6152.87	82.45	33.14	351.74	6155.01	5375.38	77.85	35.63	340.01	6190.77	188.00	-1.31	581.22	28.73	842.45	
Check Difference		-	-	-	-	-	-	-	-	-	-	-	-	-	-	-	-	-	-	-	-	-	-	-	



*(Signature)*  
**Executive Engineer (EI)**  
RA Section  
Corporate Office, Hescom  
Navanagar, Hubballi - 580 025

406


**HUBLI ELECTRICITY SUPPLY COMPANY LIMITED**  
Statement Showing Division Wise Detail DCB for FY 2019-20.

(Rs in lakhs)

Sl. No.	Description	Total No. of Install.	CONNECTED LOAD (MVA) (±1000)	CONSUMPTION IN MU	OPENING BALANCE					DEMAND					COLLECTION					CLOSING BALANCE				
					Revenue	FAC	Interest	Tax	Total	Revenue	FAC	Interest	Tax	Total	Revenue	FAC	Interest	Tax	Total	Revenue	FAC	Interest	Tax	Total
1	2	3	4	5	11	12	13	14	15	16	17	18	19	20	21	22	23	24	25	26				
<b>449</b>	<b>Karwar Division</b>																							
LT-1 Up to 40Units	SI/IO	7595	0.49	1.02	3.99	0.01	0.78	0.03	4.81	66.33	1.21	0.54	0.04	68.12	66.73	1.14	0.28	0.14	68.29	3.59	0.08	1.04	-0.07	4.64
LT-1 Above 40 Units	SI/IO	482	0.04	0.51	-4.17	0.38	0.30	0.13	-3.36	14.48	0.63	0.24	1.49	18.85	15.23	0.25	-0.07	1.25	16.06	-4.91	0.77	0.60	0.38	-3.17
LT-1	SI/IO Total	8077	0.53	1.52	-0.18	0.40	1.07	0.16	1.46	80.81	1.85	0.78	1.53	84.97	81.96	1.39	0.21	1.39	84.95	-1.32	0.85	1.64	0.30	1.48
LT-2 a	Lighting & ADH	85581	121.85	65.01	61.89	31.65	4.29	29.09	126.91	3676.25	78.32	24.60	278.55	4257.73	3801.04	40.82	21.35	249.97	4113.17	137.11	69.15	7.54	57.67	271.47
LT-3	Coml. Lighting	10945	22.82	15.67	26.05	5.31	1.53	10.08	42.95	1539.99	18.07	9.15	118.98	1686.18	1486.29	12.60	7.56	105.10	1611.55	79.74	10.78	3.12	23.94	117.58
LT-4(a)	IP Sets (10 HP & Below)	10030	14.93	6.38	-102.51	0.30	9.22	-0.29	-93.28	431.48	6.84	0.18	0.01	438.51	441.06	6.53	0.02	-0.00	447.60	-112.08	0.61	9.38	-0.28	-102.37
LT-4(b)	IP Sets (Above 10 HP)	10	0.26	0.02	-1.12	0.01	0.30	0.06	1.49	3.24	0.02	0.42	0.02	3.70	0.74	0.01	0.05	0.01	0.81	3.82	0.03	0.66	0.07	4.38
LT-4(c)	IP Sets Pvt. Horticulture	6	0.03	0.02	-0.57	0.02	-0.01	-0.00	-0.56	0.90	0.02	0.07	0.06	1.05	0.09	-	0.00	0.01	0.10	0.24	0.05	0.05	0.05	0.40
LT-5	LT Industrial	1834	18.34	4.59	30.98	2.30	1.10	2.51	36.89	399.88	5.41	3.06	25.50	433.85	372.26	3.14	1.88	23.28	400.54	58.61	4.57	2.27	4.74	70.20
LT-6a	Water supply	531	2.20	1.03	-22.73	0.32	-18.39	0.26	-40.54	80.55	1.24	1.32	3.90	87.02	50.95	0.27	1.64	6.79	59.66	6.88	1.29	-18.72	-2.83	-13.18
LT-6b	Street Lights	801	2.11	7.16	10.19	0.84	-31.91	3.88	-17.20	542.95	8.52	4.11	39.47	595.05	494.86	6.18	4.57	40.21	545.82	58.29	3.18	-32.37	2.94	32.03
LT-7	Temporary Supply (57 HP & Below)	13802	8.73	1.14	-53.99	0.00	0.15	-0.05	-53.89	216.02	1.35	0.68	10.36	228.41	226.64	1.32	0.87	7.95	236.79	-64.61	0.04	-0.04	2.36	-62.26
<b>LT-TOTAL</b>		<b>131617</b>	<b>189.83</b>	<b>102.65</b>	<b>49.74</b>	<b>41.16</b>	<b>-32.68</b>	<b>45.45</b>	<b>4.24</b>	<b>7172.08</b>	<b>121.85</b>	<b>44.36</b>	<b>478.37</b>	<b>7516.46</b>	<b>6365.85</b>	<b>77.25</b>	<b>34.16</b>	<b>434.33</b>	<b>7500.56</b>	<b>166.46</b>	<b>30.55</b>	<b>-28.45</b>	<b>69.17</b>	<b>319.72</b>
HT-1	Water Supply	10	1.62	4.58	74.99	0.36	1.39	3.51	80.25	281.95	5.39	13.69	21.49	322.52	251.46	5.50	4.96	22.86	284.78	105.48	0.25	10.13	2.15	118.00
HT-2(a)	HT Industrial	39	46.69	67.22	15.56	0.02	0.07	1.15	16.80	6065.62	86.87	4.76	966.30	9123.54	7992.47	86.86	3.87	967.24	8050.44	88.71	0.03	0.96	0.20	89.90
HT-2(b)	Commercial	28	4.47	4.23	28.30	0.01	0.01	0.16	28.48	471.29	5.02	2.42	33.02	511.75	460.58	5.00	2.40	32.67	500.85	39.01	0.04	0.02	0.50	39.56
HT-2 (c)	Hospitals	6	0.83	1.21	2.98	0.02	0.08	0.38	3.46	96.40	1.45	0.81	7.84	108.10	100.57	1.47	0.89	8.01	110.75	0.81	-	-	-	0.81
HT-3(a)	UR Irrigation	2	0.19	0.04	3.58	0.10	0.34	0.15	4.17	3.77	0.05	0.30	0.11	4.22	5.67	0.14	0.59	0.23	6.63	1.89	0.01	0.05	0.03	1.77
HT-3(b)	Govt. & Pvt. Horticulture	-	-	-	-	-	-	-	-	-	-	-	-	-	-	-	-	-	-	-	-	-	-	-
HT-4	Residential Apartments	7	1.33	0.12	10.10	-	11.53	0.12	21.75	8.73	0.02	1.89	0.10	10.74	0.12	-	1.80	-	1.72	18.71	0.02	11.81	0.23	30.77
HT-5	Temporary Supply (57 HP & Above)	2	1.27	0.32	-33.65	-	-	-	-33.65	46.42	0.22	0.01	2.06	48.70	48.89	0.22	0.01	2.06	52.18	-37.12	-	-	-	-37.12
<b>HT-TOTAL</b>		<b>144</b>	<b>54.20</b>	<b>77.70</b>	<b>101.86</b>	<b>0.52</b>	<b>13.42</b>	<b>5.47</b>	<b>121.26</b>	<b>6378.18</b>	<b>99.81</b>	<b>21.63</b>	<b>1030.72</b>	<b>10129.59</b>	<b>8660.76</b>	<b>99.18</b>	<b>14.12</b>	<b>1033.07</b>	<b>10071.41</b>	<b>217.25</b>	<b>0.54</b>	<b>22.97</b>	<b>3.11</b>	<b>243.71</b>
<b>TOTAL (LT + HT)</b>		<b>131761</b>	<b>244.03</b>	<b>180.35</b>	<b>160.60</b>	<b>0.98</b>	<b>-19.23</b>	<b>50.64</b>	<b>126.50</b>	<b>16149.26</b>	<b>220.66</b>	<b>66.04</b>	<b>1609.09</b>	<b>17946.06</b>	<b>16618.64</b>	<b>171.44</b>	<b>62.23</b>	<b>1467.78</b>	<b>17648.12</b>	<b>383.74</b>	<b>90.83</b>	<b>-3.43</b>	<b>62.28</b>	<b>643.43</b>
Misc. Receipts/Trading										132.05				132.05	132.05				132.05					
<b>GRAND TOTAL</b>		<b>131761</b>	<b>244.03</b>	<b>180.35</b>	<b>160.60</b>	<b>0.98</b>	<b>-19.23</b>	<b>50.64</b>	<b>126.50</b>	<b>16280.32</b>	<b>220.66</b>	<b>66.04</b>	<b>1609.09</b>	<b>18078.11</b>	<b>16948.69</b>	<b>171.44</b>	<b>62.23</b>	<b>1467.78</b>	<b>17840.18</b>	<b>383.74</b>	<b>90.83</b>	<b>-3.43</b>	<b>62.28</b>	<b>643.43</b>
Check Difference																				-0.00		-0.00		-0.00



407



**Executive Engineer (EI)**  
RA Section  
Corporate Office, Hescom  
Navanagar, Hubballi - 580 025

**HUBLI ELECTRICITY SUPPLY COMPANY LIMITED**  
Statement Showing Division Wise Detail DCB for FY 2019-20.

(Rs in lakhs)

Term	Description	Total No of meters	CONNECTED LOAD (MVA) (F1000)	CONSUMPTION in MUs	OPENING BALANCE					DEMAND					COLLECTION					CLOSING BALANCE						
					Revenue	FAC	Interest	Tax	Total	Revenue	FAC	Interest	Tax	Total	Revenue	FAC	Interest	Tax	Total	Revenue	FAC	Interest	Tax	Total		
1	2	3	4	5	6	7	8	9	10	11	12	13	14	15	16	17	18	19	20	21	22	23	24	25	26	
<b>493</b>	<b>Honnaver Division</b>																									
LT-1 Up to 40Units	BJ/O	7018	0.37	1.77	- 0.06	0.06	-	0.00	- 0.00	136.59	1.23	0.25	0.26	138.36	136.83	1.29	0.25	0.26	138.85	- 0.29	-	-	-	-	- 0.29	
LT-1 Above 40 Units	BJ/O	1270	0.04	1.29	- 0.19	0.06	2.89	0.39	3.15	45.06	2.18	1.34	3.00	52.77	43.06	1.09	- 0.27	2.41	48.29	2.41	1.15	4.50	1.57	-	- 0.29	
LT-1	BJ/O Total	8288	0.42	3.06	- 0.25	0.11	2.89	0.39	3.15	182.25	3.41	1.60	3.88	191.13	179.89	2.37	- 0.01	2.70	184.95	2.12	1.15	4.50	1.57	-	- 0.29	
LT-2 a	Lighting & ABH	121942	173.35	109.84	178.14	32.89	7.69	- 8.78	207.76	6525.16	127.15	38.73	483.40	7174.44	6324.54	59.40	31.00	455.90	6870.84	378.77	100.44	15.42	18.74	-	9.34	
LT-3	Coml. Lighting	18198	31.89	26.60	55.03	3.73	2.02	- 6.01	54.77	2557.87	31.10	13.69	198.06	2800.52	2444.71	23.05	9.88	180.35	2857.98	187.99	11.79	5.83	11.89	-	9.34	
LT-4(a)	IP Sets (10 HP & Below)	30830	51.50	24.40	- 142.24	0.63	79.51	0.00	- 62.10	1623.70	25.52	4.39	-	1653.61	1663.88	21.91	- 27.89	0.15	1658.05	- 182.42	4.24	111.80	- 0.15	-	511.35	
LT-4(b)	IP Sets (Above 10 HP)	11	0.68	0.72	45.98	0.65	- 1.35	0.64	45.93	17.80	0.68	5.20	2.11	25.80	52.87	0.00	2.88	2.20	57.84	10.82	1.33	0.98	0.56	-	197.30	
LT-4(c)	IP Sets Pvt. Horticulture	20	0.09	0.04	5.52	0.03	1.14	0.12	6.81	1.98	0.05	0.74	0.09	2.85	0.92	0.00	- 0.51	- 0.00	0.41	8.58	0.08	2.39	0.20	-	13.79	
LT-5	LT Industrial	2369	25.10	9.25	22.80	- 2.73	0.98	0.44	21.49	752.59	10.44	4.94	49.59	817.57	860.74	6.68	4.13	44.10	745.85	84.86	1.02	1.79	5.93	-	9.25	
LT-6a	Water supply	870	4.29	2.83	- 11.57	1.50	8.07	- 1.14	- 3.13	186.32	3.00	3.45	10.57	203.33	167.69	0.69	0.91	2.59	171.88	7.05	3.81	10.61	8.85	-	9.25	
LT-6b	Streetlights	1199	1.82	3.93	- 48.07	1.89	4.91	- 2.44	- 43.71	339.84	4.59	3.11	21.45	398.99	287.39	2.34	- 22.22	12.82	280.33	4.39	4.14	30.23	6.19	-	93.41	
LT-7	Temporary Supply (67 HP & Below)	3458	5.95	1.27	- 138.01	- 0.14	0.33	1.99	- 135.83	219.82	1.67	0.82	11.62	234.03	218.31	1.31	0.80	9.10	229.51	- 136.50	0.22	0.45	4.51	-	28.32	
<b>LT-TOTAL</b>		<b>185183</b>	<b>294.89</b>	<b>11174</b>	<b>- 34.54</b>	<b>31.34</b>	<b>106.19</b>	<b>- 14.77</b>	<b>95.11</b>	<b>12407.13</b>	<b>207.60</b>	<b>76.77</b>	<b>701.71</b>	<b>13472.27</b>	<b>12030.93</b>	<b>117.78</b>	<b>- 1.04</b>	<b>709.37</b>	<b>12876.55</b>	<b>- 341.85</b>	<b>128.22</b>	<b>184.00</b>	<b>56.09</b>	<b>-</b>	<b>44.95</b>	
HT-1	Water Supply	10	1.48	4.88	34.43	1.51	0.41	5.30	41.65	283.65	5.80	2.46	21.49	313.40	307.06	3.17	2.49	19.06	331.78	11.02	4.14	0.37	7.73	-	709.55	
HT-2(a)	HT Industrial	38	6.32	3.84	3.52	- 1.25	- 0.03	1.21	3.44	368.28	4.39	2.07	23.20	397.92	352.08	0.92	1.86	21.06	375.92	19.70	2.22	0.17	3.35	-	23.26	
HT-2(b)	Commercial	23	3.64	3.54	3.45	0.52	2.15	0.50	6.83	522.05	3.15	10.47	21.73	557.39	296.13	4.42	9.35	19.77	328.68	229.37	- 0.75	3.27	2.46	-	25.44	
HT-2 (c)	Hospitals	8	0.57	0.75	4.61	0.19	0.14	0.55	5.49	86.53	0.91	0.83	5.57	75.85	64.53	0.58	1.01	5.22	71.34	8.61	0.52	- 0.04	0.91	-	234.34	
HT-3(a)	Utt Irrigation	-	-	-	-	-	-	-	-	-	-	-	-	-	-	-	-	-	-	-	-	-	-	-	-	10.00
HT-3(b)	Govt. & Pvt. Horticulture	-	-	-	-	-	-	-	-	-	-	-	-	-	-	-	-	-	-	-	-	-	-	-	-	-
HT-4	Residential Apartments	2	0.84	0.18	- 3.27	0.09	0.02	1.54	- 1.63	10.10	0.19	0.01	0.69	11.00	11.02	0.01	0.02	0.40	11.45	- 4.19	0.27	0.01	1.83	-	- 2.08	
HT-5	Temporary Supply (67 HP & Above)	-	-	-	-	-	-	- 0.08	- 0.08	-	-	-	-	-	-	-	-	-	-	-	-	-	-	-	-	-
<b>HT-TOTAL</b>		<b>77</b>	<b>12.94</b>	<b>12.98</b>	<b>42.74</b>	<b>1.06</b>	<b>2.85</b>	<b>- 8.01</b>	<b>54.44</b>	<b>1252.60</b>	<b>14.24</b>	<b>18.84</b>	<b>72.89</b>	<b>1356.57</b>	<b>1130.82</b>	<b>8.10</b>	<b>14.74</b>	<b>83.43</b>	<b>1120.08</b>	<b>- 244.52</b>	<b>5.40</b>	<b>3.77</b>	<b>16.27</b>	<b>-</b>	<b>290.96</b>	
<b>TOTAL (LT-1, HT)</b>		<b>185260</b>	<b>307.83</b>	<b>194.72</b>	<b>- 7.80</b>	<b>32.40</b>	<b>108.37</b>	<b>- 22.78</b>	<b>149.55</b>	<b>13659.73</b>	<b>221.84</b>	<b>95.61</b>	<b>721.60</b>	<b>14828.84</b>	<b>13161.75</b>	<b>125.88</b>	<b>- 0.04</b>	<b>722.76</b>	<b>13996.63</b>	<b>- 686.35</b>	<b>133.62</b>	<b>184.27</b>	<b>62.84</b>	<b>-</b>	<b>480.91</b>	
Misc.Receipts/Trading		-	-	-	-	-	-	-	-	-	-	-	-	-	-	-	-	-	-	-	-	-	-	-	-	-
<b>GRAND TOTAL</b>		<b>185260</b>	<b>307.83</b>	<b>194.72</b>	<b>- 7.80</b>	<b>32.40</b>	<b>108.37</b>	<b>- 22.78</b>	<b>149.55</b>	<b>13659.73</b>	<b>221.84</b>	<b>95.61</b>	<b>721.60</b>	<b>14828.84</b>	<b>13161.75</b>	<b>125.88</b>	<b>- 0.04</b>	<b>722.76</b>	<b>13996.63</b>	<b>- 686.35</b>	<b>133.62</b>	<b>184.27</b>	<b>62.84</b>	<b>-</b>	<b>480.91</b>	
Check Difference		-	-	-	0.00	-	-	-	0.00	-	-	-	-	-	-	-	-	-	-	-	-	-	-	-	-	-



**Executive Engineer (EI)**  
RA Section  
Corporate Office, Hescom  
Navanagar, Hubballi - 580 025

**HUBLI ELECTRICITY SUPPLY COMPANY LIMITED**  
Statement Showing Division Wise Detail DCB for FY 2019-20.

Sl. No.	Description	Total No. of Inlets	CONNECTED LOAD (MVA) (1000)	CONSUMPTION IN MVA	OPENING BALANCE					DEMAND					COLLECTION					CLOSING BALANCE								
					Revenue	FAC	Interest	Tax	Total	Revenue	FAC	Interest	Tax	Total	Revenue	FAC	Interest	Tax	Total	Revenue	FAC	Interest	Tax	Total				
					11	12	13	14	15	16	17	18	19	20	21	22	23	24	25	26								
<b>430 Belgaum Division Urban</b>																												
LT-1 Up to 40Units	SI/KI	-	-	-	-	-	-	-	-	-	-	-	-	-	-	-	-	-	-	-	-	-	-	-	-	-	-	
LT-1 Above 40 Units	SI/KI	-	-	-	-	-	-	-	-	-	-	-	-	-	-	-	-	-	-	-	-	-	-	-	-	-	-	
LT-1	SI/KI Total	-	-	-	-	-	-	-	-	-	-	-	-	-	-	-	-	-	-	-	-	-	-	-	-	-	-	
LT-2 a	Lighting & AEH	158567	380.46	149.87	29.20	0.16	4.94	12.90	47.19	10271.68	179.41	23.65	704.51	11179.23	10151.42	179.57	21.49	678.65	11031.13	149.43	0.01	7.10	38.78	195.30	-	-	-	
LT-3	Cont. Lighting	33073	98.42	50.79	87.31	0.04	1.30	4.01	92.68	5295.95	60.34	14.22	398.23	5768.75	5203.87	60.38	12.96	373.24	5850.44	178.39	0.01	2.56	29.00	210.97	-	-	-	
LT-4(a)	IP Sets (10 HP & Below)	694	2.68	1.64	3.24	0.01	1.50	-	4.75	106.30	1.89	0.01	0.40	108.60	106.79	1.88	0.02	0.40	109.06	2.75	0.02	1.50	0.00	4.27	-	-	-	
LT-4(b)	IP Sets (Above 10 HP)	-	-	-	-	-	-	-	-	-	-	-	-	-	-	-	-	-	-	-	-	-	-	-	-	-	-	
LT-4(c)	IP Sets Pvt. Horticulture	17	0.08	0.05	0.90	0.00	0.03	-0.00	0.94	2.05	0.06	0.02	0.06	2.19	2.83	-	-	-	-	-	-	-	-	-	-	-	-	
LT-5	LT Industrial	10034	103.76	47.84	39.48	0.06	1.99	9.26	50.79	3841.43	56.90	7.38	259.83	4185.53	3778.37	57.45	6.45	256.01	4098.28	102.54	-0.49	2.90	13.08	118.03	-	-	-	
LT-6a	Water supply	1150	4.06	3.75	47.93	0.30	6.33	9.65	64.21	230.95	4.84	14.36	14.85	265.01	161.63	3.23	10.73	13.90	189.48	117.26	1.91	9.96	10.61	139.74	-	-	-	
LT-6b	Street Lights	1302	8.62	20.26	297.88	1.77	15.48	26.43	341.57	1747.46	24.16	109.03	113.53	1994.17	1071.39	7.79	69.05	63.65	1211.89	973.95	18.14	55.46	78.31	1123.85	-	-	-	
LT-7	Temporary Supply (57 HP & Below)	3964	8.88	2.51	-176.29	-0.00	-0.13	3.78	-172.64	825.79	3.20	1.40	24.82	855.21	773.99	3.85	1.78	20.83	800.44	-124.50	-0.65	-0.49	7.76	-117.87	-	-	-	
LT-TOTAL		208801	607.24	274.71	329.65	2.35	31.45	64.32	423.37	22321.89	330.90	170.01	1518.23	24339.87	21250.25	314.20	322.47	406.74	23093.70	1400.35	11.95	73.03	276.51	1574.44	-	-	-	
HT-1	Water Supply	4	0.74	1.19	2.26	0.17	0.88	1.47	4.77	78.87	1.48	3.01	5.65	89.00	67.08	1.15	3.24	5.24	76.70	14.05	0.48	0.88	1.89	17.07	-	-	-	
HT-2(a)	HT Industrial	137	62.21	168.02	141.87	0.13	-316.93	1.01	-173.92	8341.63	134.90	13.88	927.52	9417.93	8310.17	134.99	11.19	923.59	9378.94	173.33	0.04	-314.24	4.94	-135.93	-	-	-	
HT-2(b)	Commercial	123	149.03	25.10	-2.93	-0.00	-0.15	-0.56	-3.64	2446.81	26.65	9.51	182.65	2699.61	2460.65	28.30	9.32	178.53	2676.80	-14.77	0.35	0.03	3.56	-10.83	-	-	-	
HT-2 (c)	Hospitals	38	8.78	20.28	-9.24	0.01	0.04	0.12	-9.07	1171.18	14.21	1.48	152.93	1339.79	1159.31	14.22	1.49	152.84	1327.98	2.63	-	0.00	0.22	2.85	-	-	-	
HT-3(a)	Lift Irrigation	-	-	-	-	-	-	-	-	-	-	-	-	-	-	-	-	-	-	-	-	-	-	-	-	-	-	-
HT-3(b)	Govt. & Pvt. Horticulture	-	-	-	-	-	-	-	-	-	-	-	-	-	-	-	-	-	-	-	-	-	-	-	-	-	-	-
HT-4	Residential Apartments	5	2.15	5.14	-0.06	-	-	-	-	-	-	-	-	-	-	-	-	-	-	-	-	-	-	-	-	-	-	-
HT-5	Temporary Supply (67 HP & Above)	-	6.08	0.36	-6.05	0.01	-	-	-3.25	409.94	6.88	0.31	33.95	451.08	439.44	6.88	0.31	30.77	477.40	-29.56	-	-	-	-	-	-	-	
HT-TOTAL		109	123.71	213.50	125.89	0.31	316.18	2.06	-173.94	12500.10	186.54	28.17	1306.18	14820.98	12478.54	185.87	25.55	1296.54	13987.01	147.41	0.88	-313.55	11.31	-163.96	-	-	-	
TOTAL (LT + HT)		209899	730.95	488.21	455.54	2.67	284.71	66.38	241.63	34821.99	517.44	198.22	2822.41	38559.86	33728.83	500.07	144.02	2703.64	37080.71	1548.35	19.83	234.52	156.42	1520.48	-	-	-	
Misc Receipts/Trading		-	-	-	-	-	-	-	-	280.87	-	-	-	280.87	280.87	-	-	-	280.87	-	-	-	-	-	-	-	-	
GRAND TOTAL		209899	730.95	488.21	455.54	2.67	284.71	66.38	241.63	35102.86	517.44	198.22	2822.41	38840.73	34009.70	500.07	144.02	2703.64	37361.58	1548.35	19.83	234.52	156.42	1520.48	-	-	-	
Check Difference		-	-	-	-	-	-	-	-	-	-	-	-	-	-	-	-	-	-	-	-	-	-	-	-	-	-	



409

**Executive Engineer (E)**  
**RA Section**  
 Corporate Office, Hescom  
 Navanagar, Hubballi - 580 025

**HUBLI ELECTRICITY SUPPLY COMPANY LIMITED**  
Statement Showing Division Wise Detail DCB for FY 2019-20.

Tariff	Description	Total No. of Units	CONNECTED LOAD (W/hrs) (T1000)	CONSUMPTION in MU	OPENING BALANCE					DEMAND					COLLECTION					CLOSING BALANCE						
					Revenue	FAC	Interest	Tax	Total	Revenue	FAC	Interest	Tax	Total	Revenue	FAC	Interest	Tax	Total	Revenue	FAC	Interest	Tax	Total		
1	2	3	4	5	6	7	8	9	10	11	12	13	14	15	16	17	18	19	20	21	22	23	24	25	26	
<b>488 Belgaum Division Rural</b>																										
LT-1 Up to 40 Units	BYFO	23198	0.96	3.83	-	0.00	-	-	0.00	270.52	4.34	-	-	274.86	270.52	4.34	-	-	274.86	-	0.00	-	-	-	-	0.00
LT-1 Above 40 Units	BYFO	2082	0.10	1.99	-15.36	0.71	-0.08	-0.10	-14.83	93.98	2.37	1.39	7.26	104.97	82.99	1.85	1.23	6.69	102.58	-14.39	1.43	0.08	0.46	-	-	0.00
LT-1	BYFO Total	25280	1.06	5.83	-15.36	0.71	-0.08	-0.10	-14.83	364.47	6.71	1.39	7.26	379.83	363.50	5.99	1.23	6.69	377.42	-14.39	1.43	0.08	0.46	-	-	0.00
LT-2 a	Lighting & ABH	157904	203.87	70.44	-21.66	44.99	3.25	3.24	29.82	4200.52	84.17	17.23	275.54	4577.46	4125.63	34.21	15.87	265.54	4441.28	53.03	84.95	4.81	13.23	165.82		
LT-3	Cont. Lighting	13637	24.80	15.81	1.91	3.87	0.23	1.39	7.41	1510.19	18.88	5.57	115.15	1649.58	1477.15	12.84	5.38	112.62	1607.97	34.96	9.70	0.44	3.92	49.02		
LT-4(a)	IP Sets (10 HP & Below)	44845	182.62	125.28	2097.54	4.93	3401.43	16.99	5520.89	8083.34	132.50	1.89	-	8217.54	8120.79	133.61	3.36	-	8257.76	2060.10	3.82	3399.76	16.99	5480.67		
LT-4(b)	IP Sets (Above 10 HP)	16	0.26	0.01	6.80	0.03	-1.23	0.38	5.98	5.60	0.01	0.20	0.05	5.86	0.09	-	0.01	0.02	0.12	12.31	0.04	-1.04	0.41	11.72		
LT-4(c)	IP Sets Pvt. Horticulture	9	0.03	0.01	0.14	0.01	0.02	0.09	0.28	0.69	0.01	0.03	0.04	0.77	0.47	0.00	0.03	0.11	0.61	0.36	0.02	0.02	0.01	0.42		
LT-5	LT Industrial	6981	55.13	18.77	-1.63	-2.51	2.74	1.30	-0.11	1492.57	22.14	3.77	100.02	1618.51	1447.17	17.53	3.58	96.87	1584.93	43.77	2.10	2.96	4.65	53.47		
LT-6a	Water supply	3188	12.07	13.03	169.58	1.34	168.77	28.85	398.34	1104.34	15.49	81.05	53.41	1254.30	756.57	6.65	87.18	44.17	894.86	517.35	9.88	160.65	37.90	725.78		
LT-6b	Street Lights	1179	2.76	4.51	217.30	-9.18	5.88	4.42	218.42	373.82	7.09	38.74	24.85	444.50	242.02	0.08	33.80	21.85	287.75	349.10	-2.18	10.82	7.42	365.18		
LT-7	Temporary Supply (67 HP & Below)	3661	6.28	1.95	-140.48	-	-	-	-140.48	607.37	2.36	4.45	18.24	632.42	814.50	2.36	4.45	18.24	839.56	-147.61	-	-	-	-	-147.61	
<b>LT-TOTAL</b>		<b>256678</b>	<b>438.89</b>	<b>285.83</b>	<b>2313.36</b>	<b>44.77</b>	<b>3573.01</b>	<b>58.36</b>	<b>6937.89</b>	<b>17742.92</b>	<b>283.17</b>	<b>164.13</b>	<b>594.55</b>	<b>18780.77</b>	<b>17147.90</b>	<b>213.57</b>	<b>184.34</b>	<b>665.92</b>	<b>18032.21</b>	<b>2908.97</b>	<b>119.77</b>	<b>3578.30</b>	<b>34.99</b>	<b>6692.02</b>		
HT-1	Water Supply	13	4.87	22.15	527.10	1.10	12.56	11.23	551.99	1254.86	25.88	117.88	102.87	1501.14	711.00	26.27	119.35	110.34	986.96	1071.08	0.68	10.87	3.56	1086.17		
HT-2(a)	HT Industrial	211	120.73	208.48	-4.38	0.33	-0.01	-	-4.03	9947.38	128.19	15.24	811.50	10902.31	6808.80	126.60	15.11	809.53	10760.04	134.23	1.92	0.12	1.87	138.24		
HT-2(b)	Commercial	17	2.39	3.28	-0.02	0.01	-	-	-0.01	334.79	3.91	0.80	24.12	363.61	326.30	3.70	0.79	24.07	354.86	8.47	0.22	0.00	0.04	8.74		
HT-2 (c)	Hospitals	14	1.32	1.94	0.02	-	-	-	0.02	167.21	2.39	0.45	12.07	182.14	157.40	2.33	0.41	11.32	171.47	9.84	0.08	0.04	0.75	10.69		
HT-3(a)	HT Irrigation	8	0.80	0.00	-5.00	-	-	-	-5.00	16.93	0.00	0.39	0.00	17.32	6.15	0.00	0.23	0.00	6.38	5.78	-	0.16	-	5.94		
HT-3(b)	Govt. & Pvt. Horticulture	-	-	-	-	-	-	-	-	-	-	-	-	-	-	-	-	-	-	-	-	-	-	-		
HT-4	Residential Apartments	4	0.98	3.58	0.00	-	-	-	-	-	-	-	-	-	-	-	-	-	-	-	-	-	-	-		
HT-5	Temporary Supply (67 HP & Above)	6	16.60	19.92	105.00	-	28.86	2.43	138.29	109.54	0.87	0.08	7.37	117.88	109.51	0.87	0.08	6.82	117.08	105.03	0.00	28.86	3.17	137.06		
<b>HT-TOTAL</b>		<b>271</b>	<b>147.69</b>	<b>269.32</b>	<b>622.74</b>	<b>1.44</b>	<b>41.25</b>	<b>13.66</b>	<b>679.24</b>	<b>1207.92</b>	<b>164.54</b>	<b>134.73</b>	<b>978.87</b>	<b>13358.89</b>	<b>1187.54</b>	<b>184.10</b>	<b>135.11</b>	<b>393.02</b>	<b>12950.47</b>	<b>134.32</b>	<b>2.83</b>	<b>40.01</b>	<b>9.80</b>	<b>1387.98</b>		
<b>TOTAL (LT + HT)</b>		<b>256949</b>	<b>438.68</b>	<b>285.83</b>	<b>2313.36</b>	<b>44.77</b>	<b>3573.01</b>	<b>58.36</b>	<b>6937.89</b>	<b>17742.92</b>	<b>283.17</b>	<b>164.13</b>	<b>594.55</b>	<b>18780.77</b>	<b>17147.90</b>	<b>213.57</b>	<b>184.34</b>	<b>665.92</b>	<b>18032.21</b>	<b>2908.97</b>	<b>119.77</b>	<b>3578.30</b>	<b>34.99</b>	<b>6692.02</b>		
Misc. Receipts/Trading		-	-	-	-	-	-	-	-	-	-	-	-	-	-	-	-	-	-	-	-	-	-	-		
<b>GRAND TOTAL</b>		<b>256949</b>	<b>438.68</b>	<b>285.83</b>	<b>2313.36</b>	<b>44.77</b>	<b>3573.01</b>	<b>58.36</b>	<b>6937.89</b>	<b>17742.92</b>	<b>283.17</b>	<b>164.13</b>	<b>594.55</b>	<b>18780.77</b>	<b>17147.90</b>	<b>213.57</b>	<b>184.34</b>	<b>665.92</b>	<b>18032.21</b>	<b>2908.97</b>	<b>119.77</b>	<b>3578.30</b>	<b>34.99</b>	<b>6692.02</b>		
Check Difference		-	-	-	-	-	-	-	-	-	-	-	-	-	-	-	-	-	-	-	-	-	-	-		


**P. S. SIRDESH PANDE**  
 Advocate  
 Hubli 580 025  
 Reg No 22394  
 Date 17-08-2020  
 to five years

**Executive Engineer (E)**  
 RA Section  
 Corporate Office, Hescom  
 Navanagar, Hubballi - 580 025

410

**HUBLI ELECTRICITY SUPPLY COMPANY LIMITED**  
Statement Showing Division Wise Detail DCB for FY 2019-20.

Tariff	Description	Total No. of Installs	CONNECTED LOAD (kW) ('000)	CONSUMPTION IN kWh	OPENING BALANCE					DEMAND					COLLECTION					CLOSING BALANCE								
					Revenue	FAC	Interest	Tax	Total	Revenue	FAC	Interest	Tax	Total	Revenue	FAC	Interest	Tax	Total	Revenue	FAC	Interest	Tax	Total				
					11	12	13	14	15	16	17	18	19	20	21	22	23	24	25	26								
<b>432 Bailhongal Division</b>																												
LT-1 Up to 40Units	BYO	46491	2.49	10.49	-	-	-	-	-	780.63	12.65	-	-	773.28	780.63	12.65	-	-	-	773.28	-	-	-	-	-	-	-	-
LT-1 Above 40 Units	BYO	1791	0.10	2.35	198.34	-5.61	9.88	5.22	207.83	118.87	2.87	24.69	8.76	155.18	99.94	7.28	20.97	8.16	136.35	217.28	-10.03	13.60	5.81	226.66	-	-	-	
LT-1	BYO Total	48282	2.58	12.84	198.34	-5.61	9.88	5.22	207.83	879.50	15.52	24.69	8.76	928.46	860.57	19.93	20.97	8.16	909.62	217.28	-10.03	13.60	5.81	226.66	-	-	-	
LT-2 a	Lighting & A&H	116608	82.80	42.40	114.16	11.37	9.66	13.63	148.82	2663.67	50.63	26.61	167.30	2908.20	2511.90	43.05	25.22	171.28	2751.45	265.82	18.95	11.05	9.85	305.57	-	-	-	
LT-3	Coml. Lighting	12832	22.01	15.46	-0.53	1.52	1.51	11.09	13.59	1526.42	18.17	7.81	117.50	1669.90	1443.47	14.99	7.74	124.32	1590.52	82.42	4.70	1.58	4.27	92.97	-	-	-	
LT-4(a)	IP Sets (10 HP & Below)	43323	234.58	368.97	2794.18	-	4224.71	-	7018.89	23905.30	402.79	0.00	-	24308.09	23953.55	402.79	0.33	-	24356.66	2745.92	-	4224.38	-	8970.30	-	-	-	
LT-4(b)	IP Sets (Above 10 HP)	17	0.11	0.01	11.22	0.02	3.02	0.38	14.64	0.79	0.02	0.08	0.04	0.93	0.85	0.00	0.12	0.05	0.81	11.36	0.04	2.99	0.38	14.76	-	-	-	
LT-4(c)	IP Sets Pvt. Horticulture	5	0.02	0.01	-0.10	0.00	-	0.00	-0.09	0.51	0.01	0.01	0.02	0.54	0.51	0.00	0.01	0.05	0.81	11.36	0.04	2.99	0.38	14.76	-	-	-	
LT-5	LT Industrial	3689	30.27	7.81	15.13	0.70	0.70	1.74	18.27	615.03	8.76	2.94	38.38	665.11	591.85	7.85	2.92	38.39	640.82	38.30	1.80	0.72	1.72	-0.06	-	-	-	
LT-6a	Water supply	2450	13.35	18.56	1238.08	10.22	84.07	24.77	1357.13	1213.66	21.87	136.37	75.20	1447.10	917.20	12.49	158.70	59.39	1147.78	1534.53	19.80	61.74	40.57	1656.45	-	-	-	
LT-6b	Street Lights	1133	2.76	4.34	49.40	-0.78	17.15	5.20	70.96	335.66	5.14	34.05	24.54	399.40	284.68	4.06	30.90	23.08	342.75	100.38	0.27	20.30	6.66	127.80	-	-	-	
LT-7	Temporary Supply (57 HP & Below)	2608	1.86	0.75	-31.85	-0.25	-0.08	2.00	-29.98	194.57	0.87	1.68	9.75	206.86	196.08	2.29	1.61	9.68	179.66	-3.16	-1.96	-0.03	2.06	-2.78	-	-	-	
LT-TOTAL		231047	390.36	470.95	4388.22	7.19	4350.93	64.01	8120.06	31335.17	623.78	234.21	441.34	32534.58	30730.47	597.25	248.51	434.37	31920.54	4992.67	33.67	4336.33	71.15	9434.00	-	-	-	
HT-1	Water Supply	32	8.78	36.44	519.84	1.09	14.80	10.91	546.44	2095.83	43.29	218.23	168.72	2526.08	1177.31	39.11	183.77	147.77	1547.98	1438.38	5.27	49.06	31.87	1524.56	-	-	-	
HT-2(a)	HT Industrial	58	107.37	25.03	318.96	0.06	1.13	0.90	321.04	1835.13	28.61	11.61	115.54	1990.88	1802.26	28.53	11.40	114.68	1956.88	351.82	0.14	1.34	1.75	355.05	-	-	-	
HT-2(b)	Commercial	7	0.53	0.58	1.99	0.00	-	-	1.99	60.47	0.88	0.43	4.41	65.99	61.40	0.79	0.52	4.41	67.11	1.06	-0.12	-0.08	-	0.86	-	-	-	
HT-2 (c)	Hospitals	10	1.03	1.01	-0.28	-0.01	-	-0.03	-0.32	92.75	1.21	1.02	6.33	101.32	83.01	1.21	1.00	6.39	91.62	9.45	-0.01	0.02	-0.09	9.38	-	-	-	
HT-3(a)	Lift Irrigation	19	17.48	4.90	7.52	0.03	0.14	0.16	7.85	331.54	5.10	6.23	11.53	354.40	331.37	4.99	6.25	11.46	354.08	7.69	0.14	0.11	0.23	8.17	-	-	-	
HT-3(b)	Govt. & Pvt. Horticulture	-	-	-	-	-	-	-	-	-	-	-	-	-	-	-	-	-	-	-	-	-	-	-	-	-	-	-
HT-4	Residential Apartments	-	-	-	-	-	-	-	-	-	-	-	-	-	-	-	-	-	-	-	-	-	-	-	-	-	-	-
HT-5	Temporary Supply (67 HP & Above)	-	-	0.37	-2.48	-0.00	-	-	-2.48	46.33	0.43	0.02	4.30	51.07	46.32	0.43	0.02	4.30	51.07	-2.48	-0.00	-	-	-2.48	-	-	-	
HT-TOTAL		127	136.97	68.33	845.56	1.17	15.36	11.94	3745.31	4412.05	78.32	237.45	310.33	4089.75	3501.68	75.07	202.96	248.01	4061.72	1806.82	5.42	60.45	33.76	1895.56	-	-	-	
TOTAL LT & HT		231174	527.33	539.28	5233.77	8.36	4366.29	75.95	8864.34	35747.18	603.09	471.76	752.31	37624.33	34232.15	622.32	451.47	723.37	35982.26	6791.49	39.09	4386.73	104.91	11329.56	-	-	-	
Misc. Projects (Trading)		-	-	-	-	-	-	-	123.22	-	-	-	-	123.22	123.22	-	-	-	-	-	-	-	-	-	-	-	-	-
GRAND TOTAL		231174	527.33	539.28	5233.77	8.36	4366.29	75.95	8987.56	35870.38	603.09	471.76	752.31	37747.55	34355.37	622.32	451.47	723.37	36105.26	6791.49	39.09	4386.73	104.91	11329.56	-	-	-	
Check Difference		-	-	-	-	-	-	-	-	-	-	-	-	-	-	-	-	-	-	-	-	-	-	-	-	-	-	-

  
**Executive Engineer (EI)**  
 RA Section  
 Corporate Office, Hescom  
 Navanagar, Hubballi - 580 025

411





**HUBLI ELECTRICITY SUPPLY COMPANY LIMITED**  
Statement Showing Division Wise Detail DCB for FY 2019-20.

(Rs in lakhs)

Sl. No.	Description	Total No of Units	CONNECTED LOAD (kVA) ('000)	CONSUMPTION in MUs	OPENING BALANCE					DEMAND					COLLECTION					CLOSING BALANCE				
					Revenue	FAC	Interest	Tax	Total	Revenue	FAC	Interest	Tax	Total	Revenue	FAC	Interest	Tax	Total	Revenue	FAC	Interest	Tax	Total
1	2	3	4	5	11	12	13	14	15	16	17	18	19	20	21	22	23	24	25	26				
<b>490</b>	<b>Ramadurag</b>																							
LT-1 Up to 40Units	SI/NO	15510	0.74	4.81	-	-	-	-	322.50	5.59	-	-	328.09	322.50	5.59	-	-	328.09	-	-	-	-	-	
LT-1 Above 40 Units	SI/NO	706	0.03	0.83	33.40	-2.21	21.20	1.18	53.58	42.40	1.00	6.38	4.48	54.26	20.49	4.00	1.94	2.24	28.67	55.31	-5.21	25.64	3.42	79.16
LT-1	SI/NO Total	16216	0.77	5.65	33.40	-2.21	21.20	1.18	53.58	364.89	6.59	6.38	4.48	382.34	342.99	9.59	1.94	2.24	356.76	55.31	-5.21	25.64	3.42	79.16
LT-2 a	Lighting & AEH	35962	28.13	13.38	37.58	8.88	16.80	16.84	79.90	830.05	15.81	10.50	53.87	910.23	786.79	5.19	7.28	44.59	843.66	80.84	18.30	20.02	26.12	146.27
LT-3	Coml. Lighting	4528	7.15	4.74	5.86	-5.72	1.07	5.22	8.42	473.03	5.48	3.79	37.88	520.20	450.13	3.46	2.36	32.09	488.04	28.77	-3.89	2.51	11.01	38.59
LT-4(a)	IP Sets (10 HP & Below)	20807	138.44	238.21	1483.19	-	2215.43	-	3898.62	15395.74	271.17	-	-	15666.91	15415.70	271.17	-	-	15886.88	1463.23	-	2215.43	-	3678.68
LT-4(b)	IP Sets (Above 10 HP)	8	0.05	0.09	12.36	0.15	6.87	1.22	20.60	4.13	0.12	1.14	0.28	5.68	14.20	0.11	3.01	0.87	18.19	2.28	0.17	4.99	0.63	8.07
LT-4(c)	IP Sets Pvt. Horticulture	-	-	-	-	-	-	-	-	-	-	-	-	-	-	-	-	-	-	-	-	-	-	-
LT-5	LT Industrial	3002	13.67	4.00	-8.48	1.45	8.02	4.17	5.15	314.53	4.63	1.50	21.10	341.75	308.69	3.27	0.94	17.49	328.38	-0.64	2.81	8.58	7.78	18.52
LT-6a	Water supply	941	4.08	8.04	557.03	2.88	-74.84	20.70	505.77	503.22	9.53	83.86	33.05	629.46	237.82	1.78	47.41	20.46	307.45	822.43	10.65	-38.59	33.29	827.78
LT-6b	Street Lights	331	0.94	1.41	103.89	2.09	-100.63	21.18	28.53	100.33	1.47	7.84	9.65	119.30	96.29	1.58	4.97	6.51	109.35	107.94	1.99	-97.78	24.31	36.48
LT-7	Temporary Supply (67 HP & Below)	271	0.38	0.18	6.79	0.15	0.48	0.87	8.30	35.82	0.20	0.38	1.71	38.23	32.09	0.38	0.27	1.35	34.09	10.63	-0.03	0.80	1.24	12.43
<b>LT-TOTAL</b>		<b>86066</b>	<b>183.80</b>	<b>275.69</b>	<b>2231.61</b>	<b>7.47</b>	<b>2084.40</b>	<b>71.37</b>	<b>4404.87</b>	<b>13021.95</b>	<b>316.72</b>	<b>116.19</b>	<b>162.02</b>	<b>18614.08</b>	<b>17642.70</b>	<b>296.51</b>	<b>98.18</b>	<b>26.51</b>	<b>12173.00</b>	<b>2570.73</b>	<b>25.39</b>	<b>2141.42</b>	<b>107.75</b>	<b>4541.95</b>
HT-1	Water Supply	3	0.32	0.18	30.02	0.40	0.86	2.32	33.62	18.52	0.18	0.59	0.83	20.12	31.47	0.44	1.09	2.48	35.48	17.07	0.14	0.39	0.67	18.26
HT-2(a)	HT Industrial	9	3.71	3.23	5.95	-	-	-	5.65	310.71	3.90	1.13	20.08	335.81	304.03	2.79	1.04	18.89	328.74	12.33	1.11	0.09	1.18	14.72
HT-2(b)	Commercial	-	-	-	-	-	-	-	-	-	-	-	-	-	-	-	-	-	-	-	-	-	-	-
HT-2 (c)	Hospitals	5	0.38	2.09	5.20	0.02	0.06	0.20	5.47	33.14	0.37	0.83	2.01	36.44	31.13	0.32	0.77	1.42	33.64	7.20	0.07	0.21	0.78	8.26
HT-3(a)	Urri Irrigation	2	0.83	-	44.50	-	7.75	-0.02	52.22	2.36	0.08	0.11	-	2.55	3.74	-	0.54	-	4.28	43.12	0.08	7.32	-0.02	50.49
HT-3(b)	Govt. & Pvt. Horticulture	-	-	-	-	-	-	-	-	-	-	-	-	-	-	-	-	-	-	-	-	-	-	-
HT-4	Residential Apartments	-	-	-	-	-	-	-	-	-	-	-	-	-	-	-	-	-	-	-	-	-	-	-
HT-5	Temporary Supply (67 HP & Above)	-	-	-	-13.19	-	-	-	-13.19	-	-	-	-	-	-	-	-	-	-	-	-	-	-	-
<b>HT-TOTAL</b>		<b>19</b>	<b>5.26</b>	<b>5.50</b>	<b>72.19</b>	<b>0.42</b>	<b>8.64</b>	<b>2.45</b>	<b>83.78</b>	<b>364.73</b>	<b>4.53</b>	<b>2.76</b>	<b>22.92</b>	<b>394.32</b>	<b>370.34</b>	<b>3.54</b>	<b>3.45</b>	<b>22.80</b>	<b>400.16</b>	<b>44.52</b>	<b>1.41</b>	<b>8.81</b>	<b>2.51</b>	<b>75.86</b>
<b>TOTAL (LT + HT)</b>		<b>86085</b>	<b>189.06</b>	<b>281.19</b>	<b>2303.79</b>	<b>7.90</b>	<b>2103.09</b>	<b>73.82</b>	<b>4488.64</b>	<b>13386.59</b>	<b>319.24</b>	<b>117.95</b>	<b>184.93</b>	<b>19009.40</b>	<b>18013.03</b>	<b>300.05</b>	<b>101.63</b>	<b>49.31</b>	<b>12677.16</b>	<b>2615.25</b>	<b>26.80</b>	<b>2149.43</b>	<b>110.35</b>	<b>4924.50</b>
Misc. Receipts/Trading		-	-	-	-	-	-	-	13.78	-	-	-	-	13.78	-	-	-	-	-	-	-	-	-	-
<b>GRAND TOTAL</b>		<b>86085</b>	<b>189.06</b>	<b>281.19</b>	<b>2303.79</b>	<b>7.90</b>	<b>2103.09</b>	<b>73.82</b>	<b>4488.64</b>	<b>13400.37</b>	<b>319.24</b>	<b>117.95</b>	<b>184.93</b>	<b>19022.78</b>	<b>18046.85</b>	<b>300.05</b>	<b>101.63</b>	<b>49.31</b>	<b>12677.16</b>	<b>2615.25</b>	<b>26.80</b>	<b>2149.43</b>	<b>110.35</b>	<b>4924.50</b>
Check Difference		-	-	-	-	-	-	-	-	-	-	-	-	-	-	-	-	-	-	-	-	-	-	-

  
**Executive Engineer (EI)**  
 RA Section  
 Corporate Office, Hescom  
 Navanagar, Hubballi - 580 025

412



**HUBLI ELECTRICITY SUPPLY COMPANY LIMITED**  
Statement Showing Division Wise Detail DCB for FY 2019-20.

(Rs in lakhs)

Tariff	Description	Total No. of Installs	CONNECTED LOAD (MVA's) (1000)	CONSUMPTION In MUs	OPENING BALANCE					DEMAND					COLLECTION					CLOSING BALANCE						
					Revenue	FAC	Interest	Tax	Total	Revenue	FAC	Interest	Tax	Total	Revenue	FAC	Interest	Tax	Total	Revenue	FAC	Interest	Tax	Total		
1	2	3	4	5	6	7	8	9	10	11	12	13	14	15	16	17	18	19	20	21	22	23	24	25	26	
<b>433 Ghataprabha Division</b>																										
LT-1 Up to 90Units	BYIC	30252	1.41	5.72	-	-	-	-	-	415.73	6.90	-	-	422.62	415.73	6.90	-	-	422.62	-	-	-	-	-	-	-
LT-1 Above 40 Units	BYIC	1567	0.07	1.83	13.68	0.53	9.44	5.08	28.73	87.29	4.78	8.78	6.85	107.85	67.29	5.94	2.14	8.22	83.59	33.68	-0.85	16.06	3.71	52.80		
LT-1	BYIC Total	31819	1.48	7.55	13.68	0.53	9.44	5.08	28.73	503.02	11.68	8.76	6.85	530.28	483.02	12.84	2.14	8.22	506.21	33.68	-0.85	16.06	3.71	52.80		
LT-2 a	Lighting & A&H	96805	73.70	40.72	2.44	14.13	13.31	33.81	63.69	2599.16	31.06	28.43	170.16	2628.81	2482.96	10.33	25.80	144.12	2863.23	118.62	34.86	15.93	59.85	229.27		
LT-3	Coml. Lighting	12437	21.22	14.83	-25.12	3.72	9.30	16.46	4.36	1460.69	10.36	17.49	112.64	1601.18	1437.34	5.09	11.68	99.38	1553.48	-1.77	8.99	15.12	29.72	52.06		
LT-4(a)	IP Sets (10 HP & Below)	57943	323.09	419.83	4043.72	18.49	4292.91	0.00	8356.12	27123.42	473.84	-	-	27587.26	27207.38	470.34	0.28	-	27678.00	3959.76	22.99	4292.63	0.00	8275.39		
LT-4(b)	IP Sets (Above 10 HP)	20	0.59	0.05	25.10	0.25	3.44	1.06	29.85	4.96	0.01	2.37	0.18	7.53	5.36	-	0.87	0.36	6.40	24.70	0.28	5.14	0.88	30.99		
LT-4(c)	IP Sets Pvt. Horticulture	10	0.08	0.02	1.28	0.00	0.47	0.13	1.88	0.93	0.01	0.10	0.07	1.10	1.21	0.00	0.14	0.09	1.43	1.00	0.01	0.43	0.11	1.55		
LT-5	LT Industrial	4056	36.75	10.02	-25.83	2.85	5.41	8.24	-11.53	824.81	9.25	8.82	53.51	887.19	774.30	11.10	6.16	48.77	840.35	24.47	0.80	9.05	10.99	45.31		
LT-6a	Water supply	1725	7.44	10.26	-95.27	0.56	125.60	19.94	50.82	723.90	11.82	24.26	42.02	802.00	485.32	8.01	30.40	34.56	556.30	143.30	6.37	119.45	27.39	296.52		
LT-6b	Street Lights	676	2.40	3.07	-23.09	0.71	24.12	15.17	16.90	256.57	2.30	11.22	17.21	267.30	245.49	1.15	0.93	12.65	280.22	-12.02	1.86	34.42	19.72	43.98		
LT-7	Temporary Supply (67 HP & Below)	3685	5.98	0.75	-45.82	-0.15	0.52	7.16	-38.30	186.42	0.48	0.81	7.18	194.87	165.71	0.73	0.38	4.87	171.68	-25.11	-0.40	0.95	9.45	-15.11		
LT- TOTAL		209176	472.73	887.10	3711.88	41.88	4184.52	105.05	8502.83	33683.68	650.78	103.26	409.79	34747.51	33228.12	517.67	79.69	363.01	34237.30	4255.65	75.09	4609.19	181.83	9012.75		
HT-1	Water Supply	14	4.06	18.96	337.22	28.33	11.43	21.04	398.02	1093.55	19.10	85.05	88.24	1285.95	730.69	0.68	90.85	83.01	905.33	700.06	46.75	5.53	26.28	778.64		
HT-2(a)	HT Industrial	64	52.46	71.44	185.20	10.49	50.80	147.47	394.05	3764.38	39.78	56.75	307.81	4168.70	3554.89	34.22	12.69	253.28	3854.88	394.88	18.03	94.96	202.01	707.88		
HT-2(b)	Commercial	5	0.29	0.86	-1.98	0.54	0.27	2.96	1.79	87.01	-	0.38	5.13	72.52	66.02	-	0.44	3.81	70.27	-0.99	0.54	0.22	4.28	4.04		
HT-2 (c)	Hospitals	18	0.81	2.27	0.35	0.73	0.94	3.21	5.23	203.03	1.87	1.62	14.97	221.49	205.85	1.72	1.29	13.71	222.37	-2.28	0.88	1.28	4.48	4.36		
HT-3(a)	Lift Irrigation	11	20.27	21.19	275.66	1.59	1.83	4.80	283.88	926.37	27.51	41.38	51.27	1046.54	947.17	28.25	41.13	32.89	1047.24	254.87	2.86	1.88	23.37	282.97		
HT-3(b)	Govt. & Pvt. Horticulture	-	-	-	-	-	-	-	-	-	-	-	-	-	-	-	-	-	-	-	-	-	-	-		
HT-4	Residential Apartments	2	0.21	0.16	2.38	0.01	0.01	0.08	2.47	13.46	0.19	0.24	0.94	14.85	13.73	0.17	0.22	0.74	14.88	2.13	0.02	0.02	0.28	2.48		
HT-5	Temporary Supply (67 HP & Above)	6	-	-	-	-	-0.00	-	-0.00	-	-	-	-	-	-	-	-	-	-	-	-	-	-	-0.00		
HT- TOTAL		120	74.11	114.88	795.82	41.83	35.15	179.55	1085.24	6087.82	88.43	166.43	468.58	2410.05	5817.95	63.04	144.72	117.23	6114.94	1348.89	67.07	103.89	260.89	1780.26		
TOTAL (LT + HT)		209296	546.84	1002.00	4507.70	83.71	4519.67	284.60	9587.77	39761.51	739.21	269.69	878.16	41657.56	39086.07	580.61	225.31	740.24	40362.24	5515.54	142.15	4613.08	422.82	10793.01		
Misc.Receipts/Trading					0.34	-	-	-	0.34	112.36	-	-	-	112.36	112.36	-	-	-	112.36	0.34	-	-	-	0.34		
GRAND TOTAL					4508.04	83.71	4519.33	284.60	9588.11	39873.87	739.21	269.69	878.16	41869.92	39198.43	580.61	225.31	740.24	40474.60	5515.88	142.15	4613.08	422.82	10793.35		
Check Difference					-	-	-	-	-	-	-	-	-	-	-	-	-	-	-	-	-	-	-	-		



413


**Executive Engineer (EI)**  
 RA Section  
 Corporate Office, Hescorn  
 Navanagar, Hubballi - 580 025

**HUBLI ELECTRICITY SUPPLY COMPANY LIMITED**  
Statement Showing Division Wise Detail DCB for FY 2019-20.

(Rs in lakhs)

Tariff	Description	Total No. of Install.	CONNECTED LOAD (MVA) ('000)	CONSUMPTION in MJIS	OPENING BALANCE					DEMAND					COLLECTION					CLOSING BALANCE				
					Revenue	FAC	Interest	Tax	Total	Revenue	FAC	Interest	Tax	Total	Revenue	FAC	Interest	Tax	Total	Revenue	FAC	Interest	Tax	Total
1	2	3	4	5	11	12	13	14	15	16	17	18	19	20	21	22	23	24	25	26				
<b>434 Chikkodi Division</b>																								
LT-1 Up to 40Units	BL/KO	38216	0.99	9.69	-	-	-	-	668.15	11.41	-	-	679.55	668.15	11.41	-	-	679.55	-	-	-	-	-	
LT-1 Above 40 Units	BL/KO	3582	1.08	4.11	0.39	-0.13	4.81	0.98	6.05	195.09	9.78	13.28	15.70	233.83	181.19	9.85	8.05	13.49	212.39	14.29	-	10.02	3.19	27.50
LT-1	BL/KO Total	41798	2.06	13.79	0.39	-0.13	4.81	0.98	6.05	863.23	21.19	13.28	15.70	913.38	849.34	21.06	8.05	13.49	891.94	14.29	-	10.02	3.19	27.50
LT-2 a	Lighting & ABH	115364	103.04	54.92	62.66	11.17	19.58	17.60	111.02	3476.12	67.55	27.89	227.08	3798.64	3335.95	32.07	20.38	197.97	3586.37	202.63	46.85	27.09	46.72	323.29
LT-3	Coml. Lighting	13656	23.52	16.69	10.75	2.02	-15.98	2.43	-0.78	1663.37	19.79	21.81	127.29	1832.26	1621.65	11.35	8.25	114.39	1753.85	52.48	10.47	-0.42	15.33	77.83
LT-4(a)	IP Sets (10 HP & Below)	55852	321.45	331.42	3118.81	-	4934.04	-	8052.85	21406.31	353.72	-	-	21760.03	21389.34	353.72	74.88	0.00	21817.94	3135.78	-	4858.16	-0.00	7994.94
LT-4(b)	IP Sets (Above 10 HP)	49	0.99	0.45	133.67	0.61	62.81	7.31	204.40	19.10	0.53	16.85	0.23	36.72	17.39	-	0.30	-	17.69	135.37	1.15	79.36	7.55	223.43
LT-4(c)	IP Sets Pvt. Horticulture	-	-	-	-	-	-	-	-	-	-	-	-	-	-	-	-	-	-	-	-	-	-	-
LT-5	LT Industrial	7342	52.52	30.70	40.50	2.10	1.00	2.54	46.14	2261.65	35.78	11.82	170.61	2479.96	2169.88	24.31	11.42	152.92	2358.52	132.29	13.56	1.40	20.22	167.48
LT-5a	Water supply	2307	16.40	13.34	233.51	-3.09	232.26	21.03	483.70	911.83	15.52	134.11	55.47	1116.92	692.59	6.58	105.59	40.95	845.71	452.74	5.85	260.77	35.55	754.91
LT-5b	Street Lights	962	2.82	4.51	0.04	0.05	-7.13	6.88	-0.36	368.22	5.27	23.12	25.37	419.98	365.68	5.15	20.16	29.72	420.72	0.57	0.17	-4.17	2.33	-1.10
LT-7	Temporary Supply (67 HP & Below)	2782	5.75	0.96	-78.75	0.00	-0.08	0.14	-78.69	267.15	1.24	3.76	10.09	282.24	279.76	1.70	3.03	8.37	282.86	-81.36	-0.45	0.64	1.86	-89.31
LT-TOTAL		240152	525.57	466.78	3621.67	2.74	6231.31	63.70	8324.32	31234.96	620.68	252.62	631.86	32840.04	30721.57	456.94	250.07	557.51	31985.40	4034.58	77.38	6233.86	132.74	9478.98
HT-1	Water Supply	21	3.03	7.22	94.14	5.26	17.03	19.52	135.95	440.71	8.29	29.73	33.16	511.90	497.08	5.43	11.18	31.63	545.32	37.77	8.12	35.58	21.05	102.52
HT-2(a)	HT Industrial	67	22.15	24.88	34.03	4.82	11.11	20.14	89.90	2112.20	28.88	11.26	139.05	2291.19	2096.13	18.96	22.37	151.30	2291.79	47.10	14.32	-	7.88	88.30
HT-2(b)	Commercial	4	0.72	0.48	3.83	0.07	0.03	0.24	4.17	52.00	0.55	1.19	3.64	57.38	44.90	0.49	1.22	3.83	50.45	10.92	0.13	-	0.05	11.10
HT-2 (c)	Hospitals	15	1.24	1.53	11.82	0.06	-1.53	0.37	10.72	141.88	1.80	1.87	10.17	155.52	146.97	1.67	1.31	9.54	156.48	6.53	0.20	-0.97	1.00	6.78
HT-3(a)	Urll Irrigation	45	7.27	4.29	414.47	14.95	146.92	12.69	589.03	197.20	3.92	39.87	10.01	251.00	173.33	0.74	28.24	14.20	216.52	438.34	18.12	158.54	8.50	623.51
HT-3(b)	Govt. & Pvt. Horticulture	-	-	-	-	-	-	-	-	-	-	-	-	-	-	-	-	-	-	-	-	-	-	-
HT-4	Residential Apartments	-	-	-	-	-	-	-	-	-	-	-	-	-	-	-	-	-	-	-	-	-	-	-
HT-5	Temporary Supply (67 HP & Above)	2	-	0.25	99.60	0.71	2.75	5.83	108.88	20.81	0.25	0.06	1.57	22.70	27.09	0.26	0.07	1.73	29.16	93.32	0.69	2.74	5.67	102.43
HT-TOTAL		64	34.40	32.54	657.89	26.86	178.30	61.79	818.64	2964.50	43.50	83.99	197.80	3289.69	2988.61	27.58	64.33	212.24	3292.72	633.39	41.59	195.90	44.16	316.62
TOTAL (LT + HT)		240216	562.97	606.42	4179.40	38.40	6407.61	117.49	9742.96	34159.53	664.09	336.61	829.43	36129.73	33710.04	483.52	314.47	770.05	36277.11	4668.97	118.91	6429.76	178.83	10394.63
Misc. Receipts/Trading		-	-	-	-	-	-	-	-	435.67	-	-	-	435.67	435.67	-	-	-	435.67	-	-	-	-	-
GRAND TOTAL		240216	562.97	606.42	4179.40	38.40	6407.61	117.49	9742.96	34635.25	664.09	336.61	829.43	36565.40	34145.74	483.52	314.47	770.05	36712.78	4668.97	118.91	6429.76	178.83	10394.63
Check Difference		-	-	-	-	-	-	-	-	-	-	-	-	-	-	-	-	-	-	-	-	-	-	-

**Executive Engineer (E)**  
RA Section  
Corporate Office, Hescom  
Navanagar, Hubballi - 580 025



**HUBLI ELECTRICITY SUPPLY COMPANY LIMITED**  
Statement Showing Division Wise Detail DCB for FY 2019-20.

Tariff	Description	Total No. of Installs	CONNECTED LOAD (kW/h) ('000)	CONSUMPTION IN MUs	OPENING BALANCE					DEMAND					COLLECTION					CLOSING BALANCE								
					Revenue	FAC	Interest	Tax	Total	Revenue	FAC	Interest	Tax	Total	Revenue	FAC	Interest	Tax	Total	Revenue	FAC	Interest	Tax	Total				
					11	12	13	14	15	16	17	18	19	20	21	22	23	24	25	26								
<b>483 Athani Division</b>																												
LT-1 Up to 40Units	83/NO	29127	1.14	8.11	0.03	- 0.05	-	-	- 0.03	552.07	3.98	-	-	556.04	552.09	3.92	-	-	556.02	-	-	-	-	-	-	-	-	-
LT-1 Above 40 Units	83/NO	1942	0.30	2.49	8.19	0.68	6.96	0.91	14.44	107.86	9.07	5.34	9.04	131.11	98.00	7.75	3.33	8.20	115.28	17.86	2.00	8.67	1.75	30.28	-	-	-	
LT-1	83/NO Total	31069	1.44	10.60	8.22	0.63	8.86	0.91	14.42	659.73	13.04	5.34	9.04	687.15	648.09	11.87	3.33	8.20	671.29	17.86	2.00	8.67	1.75	30.28	-	-	-	
LT-2 a	Lighting & A&T	79700	65.59	33.13	11.22	8.88	22.29	12.35	55.75	2060.06	49.03	17.25	135.05	2261.39	1963.49	29.33	19.18	127.39	2139.38	107.79	29.58	20.37	20.01	177.78	-	-	-	
LT-3	Coml. Lighting	10903	18.53	12.26	10.41	1.15	- 1.28	2.26	12.54	1198.06	18.49	5.83	92.53	1312.90	1155.85	14.70	3.80	87.46	1261.41	50.82	4.94	0.95	7.33	64.04	-	-	-	
LT-4(a)	IP Sets (10 HP & Below)	74624	284.06	387.60	5277.53	3.28	6027.73	1.32	11309.85	25043.79	422.81	0.00	-	25466.60	25119.55	421.55	0.31	-	25541.41	5201.77	4.53	6027.42	1.32	11235.04	-	-	-	
LT-4(b)	IP Sets (Above 10 HP)	368	14.71	13.43	4219.33	22.05	2494.85	277.14	7013.38	562.02	20.00	555.96	41.74	1179.72	7.64	0.20	0.80	0.42	9.06	4773.71	41.86	3050.01	318.46	8184.04	-	-	-	
LT-4(c)	IP Sets Pvt. Horticulture	2	0.00	0.00	-	-	-	-	-	0.17	0.01	0.00	0.02	0.20	0.18	0.01	-	0.01	0.20	- 0.01	-	0.00	0.01	0.00	-	-	-	
LT-5	LT Industrial	5269	31.41	7.42	7.62	0.22	- 1.75	2.94	9.03	606.85	10.35	2.32	37.79	657.30	575.90	8.55	2.67	38.53	625.65	38.57	2.02	- 2.10	2.20	40.68	-	-	-	
LT-6a	Water supply	1905	8.10	7.64	- 143.87	1.83	- 23.89	2.88	- 162.85	534.58	9.25	14.75	31.79	590.37	368.13	7.80	9.15	23.41	408.28	22.79	3.48	- 18.28	11.28	19.24	-	-	-	
LT-6b	Street Lights	536	1.50	2.78	- 25.71	0.60	3.89	17.82	- 3.40	351.07	3.22	4.50	15.05	373.82	293.36	12.80	4.36	11.19	321.52	32.00	- 8.78	4.01	21.67	48.91	-	-	-	
LT-7	Temporary Supply (67 HP & Below)	1728	3.05	0.78	- 41.14	- 0.00	0.20	1.91	- 39.03	167.31	0.78	3.38	10.10	201.58	209.48	0.77	2.85	8.93	222.02	- 63.28	0.00	0.73	3.08	- 56.47	-	-	-	
LT-TOTAL		206104	428.42	476.63	8321.82	19.95	8628.70	319.53	18209.70	31201.63	648.37	609.33	373.11	32731.03	30341.44	508.99	46.28	305.52	31200.23	10132.04	79.61	9091.76	387.11	19745.52	-	-	-	
HT-1	Water Supply	12	1.45	4.47	99.84	0.94	66.35	24.00	191.13	291.26	5.61	21.90	20.78	339.53	349.37	3.77	16.30	14.28	383.70	41.73	2.78	71.95	30.50	146.96	-	-	-	
HT-2(a)	HT Industrial	48	10.31	20.35	23.12	0.18	- 1.01	- 5.34	16.95	3047.29	27.15	113.98	137.47	3325.89	1674.31	26.83	30.98	128.05	2059.97	1196.11	0.70	81.99	4.08	1282.88	-	-	-	
HT-2(b)	Commercial	5	0.57	0.27	- 2.51	0.02	0.02	0.17	- 2.30	36.25	0.32	0.43	2.06	39.07	30.98	0.28	0.43	1.83	33.51	2.77	0.08	0.02	0.40	3.25	-	-	-	
HT-2 (c)	Hospitals	8	0.81	0.57	5.81	0.03	0.34	0.48	6.86	60.95	0.75	0.48	4.06	68.26	66.71	0.74	0.52	3.91	71.90	0.05	0.04	0.29	0.65	1.03	-	-	-	
HT-3(a)	LT Irrigation	97	45.72	53.63	315.78	29.81	56.97	84.37	486.81	1572.73	76.93	59.78	136.82	1846.24	1451.16	69.42	22.87	129.73	1673.18	437.32	37.33	93.85	91.47	659.97	-	-	-	
HT-3(b)	Govt. & Pvt. Horticulture	-	-	-	-	-	-	-	-	-	-	-	-	-	-	-	-	-	-	-	-	-	-	-	-	-	-	-
HT-4	Residential Apartments	-	-	-	-	-	-	-	-	-	-	-	-	-	-	-	-	-	-	-	-	-	-	-	-	-	-	-
HT-5	Temporary Supply (67 HP & Above)	2	0.16	0.04	2.64	-	0.03	- 1.27	1.40	9.18	0.05	0.05	0.32	9.60	11.03	0.04	0.07	- 0.97	10.17	0.79	0.01	0.01	0.03	0.83	-	-	-	
HT-TOTAL		172	62.51	79.33	443.56	30.99	122.53	102.42	700.78	5017.07	110.51	196.69	301.53	5426.60	3783.56	100.89	71.17	278.91	4232.42	1678.77	40.31	249.11	127.19	2094.93	-	-	-	
TOTAL (LT + HT)		207826	490.93	555.97	8765.38	70.93	8751.23	421.95	18910.48	36218.70	758.88	806.02	474.63	38157.63	34124.99	609.88	117.43	624.33	36432.63	11800.79	120.54	9339.83	614.24	21839.45	-	-	-	
Misc.Receipts/Trading		-	-	-	2.13	-	-	-	2.13	118.05	-	-	-	118.05	-	-	-	-	118.05	2.13	-	-	-	2.13	-	-	-	
GRAND TOTAL		207826	490.93	555.97	8767.51	70.93	8751.23	421.95	18912.61	36336.75	758.88	806.02	474.63	38275.68	34243.05	609.88	117.43	624.33	36550.68	11802.92	120.54	9339.83	614.24	21837.57	-	-	-	
Check Difference		-	-	-	-	-	-	-	-	-	-	-	-	-	-	-	-	-	-	-	-	-	-	-	-	-	-	




*[Signature]*  
**Executive Engineer (E)**  
RA Section  
Corporate Office, Hescom  
Navanagar, Hubballi - 580 025

Executive Engineer (E)  
RA Section  
Corporate Office, Hescom  
Navanagar, Hubballi - 580 025

**HUBLI ELECTRICITY SUPPLY COMPANY LIMITED**  
Statement Showing Division Wise Detail DCB for FY 2019-20.

Sl. No.	Description	Total No of Install.	CONNECTED LOAD (MVA) (1000)	CONSUMPTION IN TWh	OPENING BALANCE					DEMAND					COLLECTION					CLOSING BALANCE								
					Revenue	FAC	Interest	Tax	Total	Revenue	FAC	Interest	Tax	Total	Revenue	FAC	Interest	Tax	Total	Revenue	FAC	Interest	Tax	Total				
					11	12	13	14	15	16	17	18	19	20	21	22	23	24	25	26								
<b>486 Raibag Division</b>																												
LT-1 Up to 40Units	BYIC	20309	0.79	- 5.89	-	-	-	-	-	396.64	6.85	-	-	403.49	396.64	6.85	-	-	403.49	-	-	-	-	-	-	-	-	-
LT-1 Above 40 Units	BYIC	712	0.04	0.93	- 12.45	- 7.44	3.78	1.20	- 14.93	50.08	6.01	2.50	3.60	62.19	52.52	3.20	- 7.89	3.07	50.89	- 14.89	- 4.63	14.15	1.74	- 3.63	-	-	-	
LT-1	BYIC Total	21021	0.82	6.83	- 12.45	- 7.44	3.78	1.20	- 14.93	446.72	12.86	2.50	3.60	465.68	449.16	10.05	- 7.89	3.07	454.38	- 14.89	- 4.63	14.15	1.74	- 3.63	-	-	-	
LT-2 a	Lighting & ABT	54649	49.93	18.13	22.98	8.34	71.55	8.10	111.98	1259.89	23.01	12.40	3.60	485.68	449.16	10.05	- 7.89	3.07	454.38	- 14.89	- 4.63	14.15	1.74	- 3.63	-	-	-	
LT-3	Const. Lighting	7111	10.99	7.05	18.12	2.05	- 3.13	2.42	18.45	697.34	8.35	4.30	53.03	763.02	1146.50	9.90	41.24	74.82	1274.46	134.17	21.44	42.72	13.02	211.34	-	-	-	
LT-4(a)	IP Sets (10 HP & Below)	52995	308.43	521.80	4484.84	-	5375.43	-	9860.27	33718.41	582.46	-	-	34300.87	33790.03	582.46	-	-	34342.49	4443.22	-	5375.43	-	9618.65	-	-	-	
LT-4(b)	IP Sets (Above 10 HP)	10	0.35	0.05	27.85	0.07	7.22	2.16	37.30	2.70	0.06	1.67	0.18	4.59	0.03	-	-	0.03	30.52	0.13	8.89	2.32	41.86	-	-	-	-	
LT-4(c)	IP Sets Pvc, Horticulture	-	-	-	-	-	-	-	-	-	-	-	-	-	-	-	-	-	0.03	30.52	0.13	8.89	2.32	41.86	-	-	-	
LT-5	LT Industrial	4107	30.59	8.80	68.38	0.44	- 3.00	2.05	65.84	698.92	9.90	3.84	44.44	724.90	611.51	7.78	- 0.53	43.05	661.79	121.76	2.58	1.17	3.44	128.95	-	-	-	
LT-6a	Water supply	1611	7.80	8.70	125.87	5.42	28.12	21.04	180.25	570.43	8.24	42.34	27.88	648.69	531.47	1.00	54.45	26.51	613.43	164.83	12.86	16.01	22.40	215.71	-	-	-	
LT-6b	Street Lights	345	0.84	1.74	- 43.20	1.78	0.50	9.21	- 31.70	127.70	2.07	8.05	9.74	147.56	66.88	0.13	12.06	12.63	91.70	17.62	3.72	- 3.51	6.33	24.18	-	-	-	
LT-7	Temporary Supply (67 HP & Below)	438	0.66	0.47	- 20.70	0.08	0.79	4.24	- 15.81	97.78	4.08	1.03	4.25	107.11	80.88	4.61	1.89	7.49	94.67	- 3.82	- 0.48	- 0.07	1.00	- 3.38	-	-	-	
LT - TOTAL		142257	408.43	572.27	4862.46	10.72	6491.25	6142	10212.95	37687.97	581.01	75.32	221.04	38536.44	37322.33	621.43	101.76	219.57	38264.78	4914.80	40.30	415.72	63.93	10454.60	-	-	-	
HT-1	Water Supply	4	0.32	0.68	5.71	2.18	30.43	8.85	47.17	41.46	3.40	7.71	3.33	55.89	74.51	0.37	2.90	0.98	78.76	- 27.34	5.21	35.24	11.19	24.30	-	-	-	
HT-2(a)	HT Industrial	13	3.00	2.88	8.49	- 0.00	- 0.02	- 0.04	8.44	252.32	15.34	2.04	15.45	285.15	252.38	15.24	2.01	15.43	285.05	8.45	0.10	0.02	- 0.03	6.53	-	-	-	
HT-2(b)	Commercial	-	-	-	-	-	-	-	-	-	-	-	-	-	-	-	-	-	-	-	-	-	-	-	-	-	-	-
HT-2 ( c )	Hospitals	4	0.24	0.21	2.08	0.03	0.07	0.32	2.51	18.75	0.99	0.85	1.16	21.55	18.29	0.80	0.41	0.88	20.38	2.54	0.23	0.31	0.80	3.67	-	-	-	
HT-3(a)	HT Irrigation	2	0.33	0.08	0.20	0.01	0.03	0.10	0.34	4.21	0.11	0.13	0.11	4.57	2.74	0.08	0.09	0.17	3.09	1.67	0.03	0.07	0.05	1.82	-	-	-	
HT-3(b)	Govt. & Pvt. Horticulture	-	-	-	-	-	-	-	-	-	-	-	-	-	-	-	-	-	-	-	-	-	-	-	-	-	-	-
HT-4	Residential Apartments	-	-	-	-	-	-	-	-	-	-	-	-	-	-	-	-	-	-	-	-	-	-	-	-	-	-	-
HT-5	Temporary Supply (67 HP & Above)	-	-	-	-	-	-	-	-	-	-	-	-	-	-	-	-	-	-	-	-	-	-	-	-	-	-	-
HT - TOTAL		23	3.88	3.83	16.48	2.22	30.52	9.24	58.46	5187.47	9.34	10.54	20.04	34715	34730	18.48	6.41	17.47	38723	415	15.43	11.19	14.34	54.34	-	-	-	
TOTAL (LT + HT)		142310	412.31	578.20	4878.94	12.94	6511.77	60.66	10271.36	37904.41	670.35	85.86	241.08	38533.98	37670.22	639.92	108.17	237.04	38652.06	5030.30	55.73	64.90	78.27	10522.94	-	-	-	
Misc Receipts/Trading		-	-	-	2.02	-	-	-	2.02	57.83	-	-	-	57.83	59.65	-	-	-	59.65	-	-	-	-	-	-	-	-	
GRAND TOTAL		142310	412.31	578.20	4880.96	12.94	6511.77	60.66	10273.38	37962.24	670.35	85.86	241.08	38591.81	37729.87	639.92	108.17	237.04	38711.71	5030.30	55.73	64.90	78.27	10522.94	-	-	-	
Check Difference		-	-	-	-	-	-	-	-	-	-	-	-	-	-	-	-	-	-	-	-	-	-	-	-	-	-	-

416

  
**Executive Engineer (B)**  
 RA Section  
 Corporate Office, Hescom  
 Navanagar, Hubballi - 580 025


  
**P. S. SIRDESHPANDE**  
 B Com Lt B (Spl) MBA  
**ADVOCATE**  
 HUBLI 580 025  
 Reg No 22394  
 Date 17-08-2020  
 for five years

**HUBLI ELECTRICITY SUPPLY COMPANY LIMITED**  
Statement Showing Division Wise Detail DCB for FY 2019-20.

(Rs in lakhs)

1	2	3	4	5	6					7					8					9						
					Revenue	FAC	Interest	Tax	Total	Revenue	FAC	Interest	Tax	Total	Revenue	FAC	Interest	Tax	Total	Revenue	FAC	Interest	Tax	Total		
<b>436 Bagalkot Division</b>																										
LT-1 Up to 40Units	AY/CI	52055	2.57	17.93	-	-	-	-	-	1216.05	16.40	-	-	1232.45	1216.05	16.40	-	-	1232.45	-	-	-	-	-	-	-
LT-1 Above 40 Units	AY/CI	1761	0.10	2.51	46.70	-12.74	19.46	3.83	59.25	101.25	19.75	23.56	8.98	153.54	75.22	20.54	6.30	6.72	108.78	74.73	-13.52	36.72	6.08	104.01	-	
LT-1	AY/CI Total	53816	2.67	20.43	48.70	-12.74	19.46	3.83	59.25	1317.30	36.15	23.56	8.98	1385.99	1291.27	36.93	6.30	6.72	1341.23	74.73	-13.52	36.72	6.08	104.01	-	
LT-2 a	Lighting & ASH	183127	180.20	90.08	187.45	35.43	37.45	125.86	386.20	5781.73	111.38	51.50	341.80	6286.41	5557.47	88.19	35.99	334.50	5997.15	391.72	77.62	52.96	133.18	655.48	-	
LT-3	Comm. Lighting	23502	41.21	28.02	3.59	5.19	8.03	50.14	66.94	2818.31	34.30	17.77	213.21	3083.59	2712.10	23.62	15.77	193.21	2944.70	108.80	15.87	10.03	70.13	205.83	-	
LT-4(a)	IP Sets (10 HP & Below)	46682	289.15	368.64	4067.34	36.28	5897.53	0.27	10001.42	24064.15	408.00	33.73	0.51	24506.39	23606.94	421.73	121.78	-0.07	24150.38	4524.55	22.55	5809.47	0.85	10357.43	-	
LT-4(b)	IP Sets (Above 10 HP)	57	1.17	0.44	130.48	0.63	70.87	6.09	208.06	24.63	0.53	17.78	1.28	44.18	0.29	-	-0.48	0.21	0.02	154.80	1.17	89.11	7.15	252.22	-	
LT-4(c)	IP Sets Pvt. Horticulture	64	0.28	0.14	6.67	0.09	1.09	0.46	8.31	7.78	0.15	0.76	0.33	9.02	5.55	0.05	0.23	0.21	8.04	8.90	0.19	1.62	0.59	11.30	-	
LT-5	LT Industrial	8785	73.78	18.92	121.51	-4.20	12.83	10.33	140.27	1545.97	29.78	32.17	121.93	1729.84	1528.74	18.11	6.54	88.49	1840.88	138.74	6.46	38.26	45.77	229.24	-	
LT-6a	Water supply	3077	19.07	30.04	1478.68	23.30	-11.00	62.74	1551.70	1892.12	35.67	208.45	117.41	2353.66	1287.01	12.52	189.20	95.43	1584.18	2181.78	48.45	8.25	84.72	2321.20	-	
LT-6b	Streetlights	1724	6.21	10.08	838.77	4.86	-28.28	46.98	862.36	882.25	11.33	81.24	50.64	1025.47	551.15	8.96	118.15	44.74	723.00	1169.67	7.23	-85.16	52.89	1164.82	-	
LT-7	Temporary Supply (07 HP & Below)	7891	20.72	1.91	182.79	-0.13	82.45	14.58	259.69	408.12	2.28	0.11	16.97	427.49	388.57	1.82	2.07	15.84	389.30	221.34	0.34	60.49	15.71	297.88	-	
LT - TOTAL		328825	624.46	569.70	7063.96	88.73	6070.25	321.28	13644.20	38822.17	669.57	407.06	873.06	40932.05	33810.09	633.33	436.56	777.25	38775.87	9378.74	184.35	6041.74	417.05	15839.38	-	
HT-1	Water Supply	48	8.28	18.09	1018.94	9.57	270.89	82.86	1379.86	1089.36	19.19	132.71	75.13	1318.39	1342.80	1.78	272.53	98.39	1715.27	783.70	27.00	130.86	59.40	980.98	-	
HT-2(a)	HT Industrial	205	77.08	61.16	136.33	2.63	10.82	27.00	176.59	5948.65	73.87	28.34	617.55	6866.21	5899.74	68.63	24.00	629.43	6421.80	385.25	7.87	12.98	15.12	420.99	-	
HT-2(b)	Commercial	39	5.08	4.79	6.65	0.51	2.75	8.53	18.45	501.39	5.70	4.15	38.27	547.52	490.67	5.36	2.19	31.59	529.81	17.38	0.86	4.71	13.21	36.15	-	
HT-2 (c)	Hospitals	16	3.61	6.45	-24.67	0.45	3.37	8.44	-14.41	553.26	7.80	2.72	42.08	805.65	542.42	7.48	1.77	38.19	589.86	-13.83	0.78	4.32	10.31	1.58	-	
HT-3(a)	Lift Irrigation	20	41.93	23.53	-68.55	9.63	22.82	13.55	-23.55	911.17	25.48	5.85	59.22	1001.52	774.31	30.10	27.24	70.77	902.42	87.31	5.00	1.23	2.00	75.55	-	
HT-3(b)	Govt. & Pvt. Horticulture	-	-	-	-	-	-	-	-	-	-	-	-	-	-	-	-	-	-	-	-	-	-	-	-	-
HT-4	Residential Apartments	1	0.08	0.07	0.56	0.05	0.22	0.42	1.26	5.55	0.10	0.28	0.42	6.32	8.12	0.15	0.48	0.84	7.59	-	-	-	-	-	-	
HT-5	Temporary Supply (07 HP & Above)	7	7.41	0.01	122.45	-0.51	0.01	6.88	128.62	38.34	0.02	0.21	0.10	38.68	8.84	0.00	-	0.00	8.84	151.85	-0.48	0.22	0.77	158.44	-	
HT - TOTAL		336	133.47	121.10	1183.71	22.34	310.41	145.77	1666.82	3047.73	131.95	172.04	810.76	10172.47	8864.63	113.45	328.22	869.21	10176.69	1371.77	40.31	154.32	106.81	1673.89	-	
TOTAL (LT + HT)		329181	757.93	690.80	8247.67	111.04	6380.75	468.05	15211.01	41970.10	801.53	639.05	1703.80	51014.52	46774.76	707.41	821.77	1848.50	48952.46	10347.53	205.16	6196.07	523.86	17273.07	-	
Misc.Receipts/Trading		-	-	-	-	-	-	-	428.28	-	-	-	428.28	-	-	-	-	-	428.28	-	-	-	-	-	-	
GRAND TOTAL		329181	757.93	690.80	8247.67	111.04	6380.75	468.05	15211.01	42398.38	801.53	639.05	1703.80	51442.76	48204.04	707.41	821.77	1848.50	49380.74	10347.53	205.16	6196.07	523.86	17273.07	-	
Check Difference		-	-	-	-	-	-	-	-	-	-	-	-	-	-	-	-	-	-	-	-	-	-	-	-	



  
**Executive Engineer (E)**  
 RA Section  
 Corporate Office, Hescor  
 Navanagar, Hubballi - 580 025

417

### HUBLI ELECTRICITY SUPPLY COMPANY LIMITED Statement Showing Division Wise Detail DCB for FY 2019-20.

Term	Description	Total No. of Installs.	CONNECTED LOAD (MVA) (*1000)	OPENING BALANCE						DEMAND						COLLECTION						CLOSING BALANCE			
				Revenue	FAC	Interest	Tax	Total	Revenue	FAC	Interest	Tax	Total	Revenue	FAC	Interest	Tax	Total							
<b>431 Jamkhandi Division</b>																									
UT-1 Up to 40 UNITS	Up to 40 UNITS	17311	0.87	4.22	-	-	-	-	-	-	-	-	-	-	-	-	-	-	-	-					
UT-1 Above 40 UNITS	Up to 40 UNITS	1040	0.11	1.28	-	-	-	-	-	-	-	-	-	-	-	-	-	-	-	-					
UT-1	Up to 40 UNITS	16351	0.98	5.52	46.80	1.28	18.32	1.78	68.18	57.07	6.16	7.84	4.89	75.97	51.95	4.88	1.81	4.11	62.14	52.32	2.78	22.35	2.98	80.02	
UT-2 a	Lighting & A&M	106243	78.86	44.99	265.38	8.21	55.14	53.78	302.50	2960.78	23.05	31.02	190.56	3125.42	2787.38	8.09	18.97	186.54	2980.88	398.78	23.18	67.20	57.81	506.94	
UT-3	Genk. Lighting	14433	23.37	16.94	1.16	1.57	3.52	33.51	38.75	1683.34	8.39	7.93	130.37	1830.02	1628.97	5.90	5.30	129.77	1789.94	55.52	4.06	8.15	34.11	99.83	
UT-4(a)	IP Sets (10 IP & Below)	64967	390.57	620.32	5502.29	-84.39	7376.48	82.89	12877.38	40068.18	707.09	92.32	0.02	40865.80	38910.70	622.67	2959.90	80.88	40574.26	8857.77	0.03	4508.91	2.03	13168.73	
UT-4(b)	IP Sets (Above 10 IP)	12	0.23	0.12	34.81	0.26	12.47	1.59	48.22	4.94	0.18	3.58	0.37	8.05	-4.27	-	0.00	-	44.12	0.42	18.04	1.96	62.54		
UT-4(c)	IP Sets Pvc. Insulation	3	0.01	0.02	0.03	-	0.00	0.00	0.03	0.63	0.00	0.01	0.05	0.88	0.64	-	0.01	0.05	0.70	0.01	0.00	0.00	0.00	0.02	
UT-5	UT Insulation	10991	62.61	19.07	141.78	-1.40	5.34	22.78	188.49	1481.23	7.48	6.22	98.87	1801.78	1453.42	4.72	3.83	85.08	1546.85	178.57	1.34	7.84	34.57	223.42	
UT-6a	Wider supply	2052	10.58	15.85	558.78	3.21	238.45	88.78	899.21	894.83	14.54	79.77	64.87	1054.01	887.42	14.47	162.88	75.93	1140.80	586.20	3.28	155.24	57.89	782.41	
UT-6b	Standard	898	3.07	5.51	286.18	-0.88	187.78	50.12	487.18	406.57	1.74	47.21	30.99	488.41	324.53	4.01	47.28	33.77	408.70	342.21	-3.16	187.88	47.24	573.87	
UT-7	Temporary Supply (OT IP & Below)	5888	12.28	2.41	6.38	-0.02	0.54	1.78	8.84	385.38	2.28	3.24	20.28	411.17	417.22	0.90	2.82	15.40	435.74	-25.47	1.75	1.17	8.81	-15.89	
UT-TOTAL		68037	680.37	1787.2	4797.81	-72.81	7898.03	117.00	14183.53	48169.2	77.018	-73.14	5191.5	13768.41	41722.97	483.03	3282.20	511.53	13202.4	40231.02	-31.55	4572.50	246.00	14813.4	
HT-1	Water Supply	19	3.81	5.38	318.15	1.22	27.01	8.78	353.16	382.89	5.99	38.78	25.65	482.80	380.44	0.48	24.82	17.88	403.22	340.54	8.41	41.15	14.75	402.84	
HT-2(a)	HT Insulation	32	28.88	27.84	124.07	4.54	41.70	27.05	187.38	1533.05	57.23	38.28	188.73	1787.27	1034.39	2.05	12.31	121.00	1788.78	42.73	38.73	67.84	74.77	224.87	
HT-2(b)	Commercial	4	0.28	0.50	0.89	-	0.03	0.83	1.95	49.82	0.13	0.14	3.85	53.94	53.82	0.10	0.10	2.50	56.31	-3.11	0.03	0.07	1.98	-1.02	
HT-2 (c)	Hospitals	7	0.73	0.72	4.78	0.01	0.07	0.34	5.19	70.78	0.16	1.12	4.81	78.85	75.33	0.28	1.13	4.36	81.08	0.20	-0.11	0.08	0.78	0.84	
HT-3(a)	HT Insulation	7	107.29	41.77	333.38	41.81	8.52	18.95	402.85	1980.46	51.67	62.78	103.28	2188.20	1558.21	-	48.13	77.78	1884.10	795.83	93.47	23.17	44.47	818.74	
HT-3(b)	Genk. & Pvc. Insulation	-	-	-	-	-	-	-	-	-	-	-	-	-	-	-	-	-	-	-	-	-	-	-	
HT-4	Residential Appliances	-	-	-	-	-	-	-	-	-	-	-	-	-	-	-	-	-	-	-	-	-	-	-	-
HT-5	Temporary Supply (OT IP & Above)	2	0.31	-	-	-	-	0.11	-	-	-	-	-	-	-	-	-	-	-	-	-	-	-	-	
HT-TOTAL		61	112.20	75.11	467.10	47.58	58.32	37.26	961.31	4866.53	116.04	84.07	306.51	4578.13	3861.59	2.51	64.93	23.34	3994.60	193.25	38.95	72.10	141.78	644.87	
Misc Receipt/Trading		-	-	-	15.71	-	-	-0.01	15.70	108.47	-	-	108.47	118.16	-	-	-	-	-	-	-	-	-	-	-
GRAND TOTAL		723545	2177.8	2084.34	5284.90	-72.81	8008.35	157.23	15194.83	53035.73	189.06	-69.14	5498.05	14246.54	44572.05	485.54	3384.40	514.87	14197.84	42264.02	-34.66	4693.00	267.78	17023.23	
Check Differences		-	-	-	-	-	-	-	-	-	-	-	-	-	-	-	-	-	-	-	-	-	-	-	-

(Rs in lakhs)

**Executive Engineer (E)**  
 RA Section  
 Corporate Office, Hescom  
 Navanagar, Hubballi - 580 025

418

TOTAL

P.S. SIRDESHPANDE

Bcom. I & II (SOL) MBA

ADVOCATE

HUBBALLI SBU 025

HUBBALLI NO 22391

Date 17-08-2020

to five years

**HUBLI ELECTRICITY SUPPLY COMPANY LIMITED**  
Statement Showing Division Wise Detail DCB for FY 2019-20.

(Rs in lakhs)

TARIFF	Description	Total No. of Units	CONNECTED LOAD (MW) (1000)	CONSUMPTION IN MU/a	OPENING BALANCE					DEMAND					COLLECTION					CLOSING BALANCE				
					Revenue	FAC	Interest	Tax	Total	Revenue	FAC	Interest	Tax	Total	Revenue	FAC	Interest	Tax	Total	Revenue	FAC	Interest	Tax	Total
1	2	3	4	5	11	12	13	14	15	16	17	18	19	20	21	22	23	24	25	26				
<b>487</b>	<b>Mudhol Division</b>																							
LT-1 Up to 40 Units	SI/NO	17821	0.87	5.87	-	-	-	-	393.84	8.97	-	-	400.80	393.84	8.97	-	-	400.80	-	-	-			
LT-1 Above 40 Units	SI/NO	1069	0.05	1.29	22.14	-5.55	7.98	1.90	26.48	60.90	1.57	4.32	4.45	71.24	44.35	7.01	2.22	3.77	57.36	38.69	-11.00	10.06	2.58	40.33
LT-1	SI/NO Total	18890	0.92	7.17	22.14	-5.55	7.98	1.90	26.48	454.73	8.53	4.32	4.45	472.04	438.19	13.98	2.22	3.77	458.16	38.69	-11.00	10.06	2.58	40.33
LT-2 a	Lighting & AEH	61245	58.28	26.73	74.53	12.12	12.56	56.95	156.15	1683.91	32.28	19.64	110.38	1626.21	1509.61	20.10	18.87	147.47	1694.05	228.82	24.30	15.33	18.86	286.31
LT-3	Coml. Lighting	7869	15.44	10.62	-18.37	3.16	2.94	32.32	20.06	1054.40	12.70	6.48	81.03	1154.60	983.13	10.33	5.46	99.21	1098.13	52.91	5.53	3.96	14.13	76.53
LT-4(a)	IP Sets (10 HP & Below)	40742	293.57	507.99	4101.73	14.85	4576.35	-	8692.92	32813.15	580.36	-	-	33393.51	32659.52	595.21	0.41	-	33455.13	4055.36	-	4575.94	-	8631.30
LT-4(b)	IP Sets (Above 10 HP)	4	0.13	0.01	6.47	0.09	1.81	0.53	8.90	0.26	0.01	0.12	0.02	0.39	2.18	-	-	-	2.18	4.54	0.10	1.93	0.54	7.11
LT-4(c)	IP Sets Pvt. Horticulture	1	0.00	-	0.02	-	-	0.00	0.02	-	-	-	-	-	-	-	-	-	2.18	4.54	0.10	1.93	0.54	7.11
LT-5	LT Industrial	2599	21.45	5.34	9.43	1.74	1.67	9.16	22.00	445.36	6.27	3.33	27.12	482.11	415.63	4.58	3.28	32.55	456.04	39.19	3.43	1.72	3.73	48.07
LT-6a	Water supply	1293	5.79	13.60	739.88	7.43	280.97	69.77	1098.05	748.69	16.44	110.13	55.94	931.21	449.47	1.14	124.73	36.26	811.60	1038.11	22.73	266.37	89.45	1417.66
LT-6b	Street Lights	536	1.78	2.37	189.93	-2.37	48.30	12.28	245.14	195.59	2.86	41.17	12.97	252.60	115.66	1.96	29.17	9.00	155.79	266.87	-1.46	60.30	16.25	341.95
LT-7	Temporary Supply (67 HP & Below)	2664	4.09	0.47	-21.31	0.05	1.15	6.12	-13.99	128.36	0.59	1.01	4.49	134.46	124.07	0.77	0.33	4.45	129.62	-17.01	-0.13	1.83	6.18	-9.15
<b>LT- TOTAL</b>		<b>136343</b>	<b>401.46</b>	<b>674.60</b>	<b>6101.45</b>	<b>31.84</b>	<b>4833.71</b>	<b>189.02</b>	<b>10295.22</b>	<b>37804.43</b>	<b>860.03</b>	<b>186.20</b>	<b>236.40</b>	<b>38647.33</b>	<b>36897.45</b>	<b>643.07</b>	<b>162.47</b>	<b>332.71</b>	<b>38060.71</b>	<b>5708.43</b>	<b>43.60</b>	<b>4937.43</b>	<b>152.71</b>	<b>10642.14</b>
HT-1	Water Supply	17	1.49	3.95	120.26	-	22.47	4.27	147.00	253.14	4.82	28.35	18.32	304.62	323.42	0.74	30.11	6.95	361.22	49.98	4.06	20.71	15.63	90.40
HT-2(a)	HT Industrial	62	52.49	26.51	297.70	0.85	3.21	24.47	326.02	3057.30	44.42	9.42	170.94	3282.06	2951.62	32.63	6.73	161.97	3152.95	403.36	12.44	5.89	33.44	455.18
HT-2(b)	Commercial	8	0.62	0.47	3.77	0.02	0.07	0.90	4.75	52.75	0.60	0.66	3.86	57.89	49.27	0.65	0.52	3.28	53.72	7.24	-0.04	0.21	1.28	8.69
HT-2 (c)	Hospitals	11	0.84	0.94	7.16	0.14	0.51	1.44	9.25	86.24	1.12	1.79	6.14	95.29	74.45	0.76	0.60	4.69	80.50	16.95	0.50	1.70	2.90	24.05
HT-3(a)	Utt Irrigation	6	8.84	3.92	15.11	0.15	0.99	0.36	16.62	199.84	6.43	2.25	7.05	215.57	193.14	6.43	0.05	7.05	206.66	21.81	0.15	3.20	0.36	25.52
HT-3(b)	Govt. & Pvt. Horticulture	-	-	-	-	-	-	-	-	-	-	-	-	-	-	-	-	-	-	-	-	-	-	-
HT-4	Residential Apartments	1	0.27	0.16	-	-	-	-	-	15.55	0.22	0.00	1.10	16.87	15.55	0.22	0.00	1.10	16.87	-	-	-	-	-
HT-5	Temporary Supply (67 HP & Above)	-	-	-	-	-	-	-	-	-	-	-	-	-	-	-	-	-	16.87	-	-	-	-	-
<b>HT- TOTAL</b>		<b>105</b>	<b>62.64</b>	<b>35.99</b>	<b>441.99</b>	<b>0.98</b>	<b>27.24</b>	<b>31.45</b>	<b>601.65</b>	<b>3664.62</b>	<b>57.51</b>	<b>42.47</b>	<b>207.19</b>	<b>3972.09</b>	<b>3407.45</b>	<b>41.44</b>	<b>34.07</b>	<b>165.03</b>	<b>3571.92</b>	<b>501.36</b>	<b>17.12</b>	<b>31.72</b>	<b>53.61</b>	<b>603.81</b>
<b>TOTAL (LT + HT)</b>		<b>136943</b>	<b>464.10</b>	<b>610.48</b>	<b>6543.44</b>	<b>32.83</b>	<b>4960.96</b>	<b>220.47</b>	<b>10796.86</b>	<b>41469.31</b>	<b>917.54</b>	<b>228.67</b>	<b>603.60</b>	<b>42619.22</b>	<b>40304.90</b>	<b>684.51</b>	<b>220.48</b>	<b>517.74</b>	<b>41932.63</b>	<b>6209.86</b>	<b>60.72</b>	<b>4983.15</b>	<b>208.33</b>	<b>11445.95</b>
Misc Receipts/Trading		-	-	-	-	-	-	-	-	58.83	-	-	-	58.83	58.83	-	-	-	58.83	-	-	-	-	-
<b>GRAND TOTAL</b>		<b>136943</b>	<b>464.10</b>	<b>610.48</b>	<b>6543.44</b>	<b>32.83</b>	<b>4960.96</b>	<b>220.47</b>	<b>10796.86</b>	<b>41228.14</b>	<b>917.54</b>	<b>228.67</b>	<b>603.60</b>	<b>42678.05</b>	<b>40363.73</b>	<b>684.51</b>	<b>220.48</b>	<b>517.74</b>	<b>41991.46</b>	<b>6268.86</b>	<b>60.72</b>	<b>4983.15</b>	<b>208.33</b>	<b>11445.95</b>
Check Difference		-	-	-	-	-	-	-	-	-	-	-	-	-	-	-	-	-	-	-	-	-	-	-

419

  
**Executive Engineer (EI)**  
 RA Section  
 Corporate Office, Hescor  
 Navanagar, Hubballi - 580 025



**HUBLI ELECTRICITY SUPPLY COMPANY LIMITED**  
Statement Showing Division Wise Detail DCB for FY 2019-20.

Tariff	Description	Total No. of Install.	CONNECTED LOAD (Wires) (1000)	CONSUMPTION In Units	OPENING BALANCE					DEMAND					COLLECTION					CLOSING BALANCE								
					Revenue	FAC	Interest	Tax	Total	Revenue	FAC	Interest	Tax	Total	Revenue	FAC	Interest	Tax	Total	Revenue	FAC	Interest	Tax	Total				
					11	12	13	14	15	16	17	18	19	20	21	22	23	24	25	26								
<b>435 Bijapur Division</b>																												
LT-1 Up to 40 Units	BYNO	22895	1.12	6.15	-	-	-	-	-	391.74	4.63	-	-	396.37	391.74	4.63	-	-	396.37	-	-	-	-	-	-	-	-	-
LT-1 Above 40 Units	BYNO	2398	0.28	2.96	106.62	0.19	32.35	8.68	-	147.83	136.87	9.82	17.37	11.57	175.63	111.66	7.84	14.97	9.75	144.21	133.83	2.17	34.75	8.50	-	-	-	
LT-1	BYNO Total	25293	1.40	9.12	106.62	0.19	32.35	8.68	-	147.83	136.87	9.82	17.37	11.57	175.63	111.66	7.84	14.97	9.75	144.21	133.83	2.17	34.75	8.50	-	-	-	
LT-2 a	Lighting & ABH	163266	234.12	112.70	324.25	13.51	129.85	336.32	-	803.92	7550.80	20.62	78.66	463.82	6113.69	7318.02	5.18	80.29	398.81	7800.30	558.02	28.95	128.21	401.32	8.50	-	-	179.25
LT-3	Coml. Lighting	24963	53.92	36.30	-64.17	4.54	24.68	145.49	-	110.54	3791.42	8.25	23.31	280.65	4083.63	3698.92	5.74	21.01	223.41	3947.08	30.33	7.05	26.98	182.72	0.00	-	247.09	
LT-4(a)	IP Sets (10 HP & Below)	56413	268.41	403.20	3771.88	0.14	4812.40	-	-	8584.42	27933.73	450.83	0.02	-	28384.58	28074.20	451.15	5.50	-0.00	28530.84	3631.42	-0.16	4806.93	0.00	-	-	8438.17	
LT-4(b)	IP Sets (Above 10 HP)	15	0.13	0.11	8.83	-0.06	0.88	0.08	-	9.71	3.55	0.07	0.12	0.27	4.01	5.58	0.00	0.18	0.32	6.09	6.79	0.01	0.82	0.01	-	-	7.63	
LT-4(c)	IP Sets Pvt. Horticulture	4	0.04	0.00	-0.03	-	0.03	-	-	-	-	-	-	-	-	-	-	-	-	-	-	-	-	-	-	-	-	
LT-5	LT Industrial	5298	52.24	17.55	-83.03	3.45	18.05	70.61	-	7.08	1501.42	5.84	8.39	96.41	1611.86	1440.38	2.47	16.90	105.44	1565.18	-21.98	8.62	7.54	61.99	-	-	0.39	
LT-5a	Water supply	2298	13.17	12.89	864.47	7.80	94.99	54.51	-	1021.57	847.55	12.51	90.36	50.72	1001.15	608.36	1.49	98.46	58.08	784.39	1105.67	18.62	86.89	47.15	-	-	53.76	
LT-5b	Street Lights	1851	7.17	7.61	126.38	0.77	-9.01	39.89	-	158.03	765.65	1.25	38.93	37.03	842.86	482.98	-1.25	48.97	36.98	567.66	409.06	3.27	-19.05	39.98	-	-	433.23	
LT-7	Temporary Supply (67 HP & Below)	3871	6.42	4.17	-361.54	0.26	16.38	42.52	-	-322.38	708.22	0.85	8.13	32.72	749.72	747.68	0.74	2.38	19.50	770.29	-421.00	0.17	-19.05	55.74	-	-	-342.96	
LT-TOTAL		253258	667.02	603.66	4475.66	30.39	5118.50	598.07	-	10620.72	43431.38	514.27	295.31	953.11	45384.18	42733.52	477.94	209.69	352.27	44432.46	6433.61	66.58	5408.22	781.99	-	-	1392.40	
HT-1	Water Supply	17	10.70	17.13	617.40	18.34	15.31	57.58	-	709.82	933.43	14.10	49.03	80.25	1078.81	939.45	19.57	44.58	81.45	1085.05	611.38	13.88	19.78	58.36	-	-	701.38	
HT-2(a)	HT Industrial	103	80.41	46.31	11.14	1.07	6.22	54.21	-	72.65	4488.25	7.30	43.83	304.69	4843.87	3964.16	2.82	40.81	284.19	4271.96	535.24	5.55	8.03	94.71	-	-	644.53	
HT-2(b)	Commercial	44	7.94	8.37	2.91	0.02	1.11	6.90	-	10.94	946.81	0.21	2.43	64.58	1014.03	956.77	0.19	2.18	54.96	1014.09	-7.05	0.04	1.36	16.52	-	-	10.87	
HT-2 (c)	Hospitals	28	5.98	6.50	-10.52	-0.45	0.39	4.88	-	-5.69	585.81	1.17	3.88	43.41	634.08	785.67	0.47	3.44	35.40	824.97	-210.38	0.26	0.65	12.88	-	-	-196.58	
HT-3(a)	Uit Irrigation	2	0.41	0.15	1.17	0.05	0.12	0.23	-	1.56	9.32	0.13	0.07	0.40	9.92	10.44	0.10	0.11	0.48	11.13	0.05	0.08	0.07	0.15	-	-	0.35	
HT-3(b)	Govt. & Pvt. Horticulture	-	-	-	-	-	-	-	-	-	-	-	-	-	-	-	-	-	-	-	-	-	-	-	-	-	-	-
HT-4	Residential Apartments	-	-	-	-	-	-	-	-	-	-	-	-	-	-	-	-	-	-	-	-	-	-	-	-	-	-	-
HT-5	Temporary Supply (67 HP & Above)	1	0.23	0.22	-4.88	0.03	-	0.30	-	-4.36	23.51	-	-	-	-	-	-	-	-	-	-	-	-	-	-	-	-	
HT-TOTAL		138	15.55	73.88	617.42	20.04	23.16	124.07	-	784.77	6887.13	22.92	88.98	485.39	7804.23	6873.30	23.17	51.12	438.65	7226.25	931.25	19.81	27.73	150.30	-	-	1152.74	
TOTAL (LT+HT)		254646	742.70	682.34	5293.08	50.45	5141.78	820.14	-	11205.42	50318.51	537.19	384.18	1448.58	53263.41	49606.82	501.15	379.81	1290.32	51714.95	7364.78	86.39	5128.10	932.29	-	-	2566.14	
Misc. Receipts/Trading		-	-	-	-	-	-	-	-	395.95	-	-	-	-	395.95	395.95	-	-	-	395.95	-	-	-	-	-	-	-	
GRAND TOTAL		254646	742.70	682.34	5293.08	50.45	5141.78	820.14	-	11205.42	50714.46	537.19	384.18	1448.58	53602.36	49942.77	501.15	379.81	1290.32	52114.95	7364.78	86.39	5128.10	932.29	-	-	2566.14	
Check Difference		-	-	-	-	-	-	-	-	-	-	-	-	-	-	-	-	-	-	-	-	-	-	-	-	-	-	

**Executive Engineer (Ei)**  
RA Section  
Corporate Office, Hescom  
Navanagar, Hubballi - 580 025

420



**HUBLI ELECTRICITY SUPPLY COMPANY LIMITED**  
Statement Showing Division Wise Detail DCB for FY 2019-20.

Tariff	Description	Total No. of Install.	CONNECTED LOAD (MVA) ('000)	CONSUMPTION in MU	OPENING BALANCE					DEMAND					COLLECTION					CLOSING BALANCE					
					Revenue	FAC	Interest	Tax	Total	Revenue	FAC	Interest	Tax	Total	Revenue	FAC	Interest	Tax	Total	Revenue	FAC	Interest	Tax	Total	
					11	12	13	14	15	16	17	18	19	20	21	22	23	24	25	26					
<b>482 Indiv Division</b>																									
LT-1 Up to 40Units	BY/CI	44864	1.38	13.95	4.39	0.68	-	-	5.05	935.47	8.60	0.87	0.19	945.13	941.58	8.38	0.18	0.05	950.18	1.71	0.88	0.69	0.14	0.00	
LT-1 Above 40 Units	BY/CI	1202	0.42	2.04	161.32	-3.19	56.24	11.71	226.06	75.61	9.48	22.31	8.84	114.23	95.34	9.72	11.53	6.98	123.56	141.56	-3.44	67.02	11.59	216.76	
LT-1	BY/CI Total	46066	1.80	16.00	165.72	-2.53	56.24	11.71	231.13	1011.08	18.07	23.18	7.03	1059.37	1036.92	18.10	11.71	7.01	1073.74	139.87	-2.56	67.71	11.74	216.76	
LT-2 a	Lighting & A&H	112745	146.10	45.19	396.06	23.70	60.85	25.19	507.60	2715.62	44.23	42.20	186.67	2986.72	2646.19	19.50	35.09	188.55	2899.33	467.49	48.43	67.76	43.30	626.99	
LT-3	Coml. Lighting	17804	35.89	19.16	62.74	6.97	4.81	16.24	90.78	1815.19	18.90	13.28	145.06	1992.41	1779.71	12.78	9.40	132.16	1934.03	98.22	13.12	8.67	29.14	149.15	
LT-4(a)	IP Sets (10 HP & Below)	101398	468.70	493.59	5569.85	9.56	6782.86	-5.56	12356.72	33664.32	565.69	0.02	-	34230.04	33698.97	565.67	2.39	-	34267.03	5535.21	9.59	6780.49	-5.56	12319.73	
LT-4(b)	IP Sets (Above 10 HP)	21	0.20	0.00	26.81	0.00	11.93	0.06	38.81	0.22	-	0.54	0.04	0.79	0.10	-	-	-	0.10	28.93	0.00	12.46	0.11	39.50	
LT-4(c)	IP Sets Pvt. Horticulture	2	0.05	0.04	0.25	0.00	0.00	0.02	0.27	1.93	0.03	0.22	0.11	2.29	2.20	0.01	0.23	0.13	2.56	-0.02	0.02	0.00	0.00	0.00	
LT-5	LT Industrial	7053	40.26	13.19	58.76	1.88	3.64	5.60	69.96	807.70	10.47	6.41	51.60	876.18	780.01	8.65	5.00	46.92	840.58	88.45	3.60	5.05	10.28	105.56	
LT-5a	Water supply	1929	8.14	18.25	427.43	9.23	53.57	35.57	525.80	1089.57	22.31	67.12	82.78	1281.79	1011.23	9.22	126.01	66.48	1212.94	505.78	22.31	14.88	51.87	594.84	
LT-5b	Street Lights	543	3.09	3.50	21.55	2.13	-1.28	13.49	35.89	314.51	4.40	13.63	18.75	351.29	274.50	10.38	27.92	27.84	340.64	61.56	-3.85	-15.57	4.40	46.54	
LT-7	Temporary Supply (67 HP & Below)	1484	5.31	1.04	-15.73	-0.21	-1.14	1.47	-15.62	222.56	0.93	4.31	13.92	241.72	209.78	1.08	3.77	12.50	227.11	-2.94	-0.38	-0.60	2.89	-1.01	
LT-TOTAL		288846	709.53	609.96	6715.43	50.33	6971.28	103.62	13541.36	41842.70	635.04	190.93	605.96	43024.63	41430.60	646.36	221.62	467.58	42768.06	6810.54	90.52	6346.65	148.18	14097.88	
HT-1	Water Supply	25	7.72	11.99	258.19	1.68	4.19	7.92	271.98	790.10	14.61	31.61	56.61	882.93	895.67	4.70	30.41	52.34	983.13	152.61	11.59	5.38	12.19	181.78	
HT-2(a)	HT Industrial	33	9.22	7.78	127.85	-0.07	1.67	2.72	132.16	777.28	10.18	27.36	54.48	869.28	742.70	9.37	7.17	40.86	800.10	162.43	0.73	21.87	16.33	201.35	
HT-2(b)	Commercial	3	0.29	0.15	1.93	-	0.01	0.10	2.03	15.48	0.15	0.05	1.18	18.86	17.96	-	0.06	1.28	19.32	-0.56	0.15	-	0.00	-0.43	
HT-2 (c)	Hospitals	11	0.57	0.24	3.24	0.01	0.06	0.14	3.46	27.61	0.54	0.39	1.59	30.12	25.20	0.11	0.30	1.43	27.04	5.66	0.44	0.15	0.30	6.54	
HT-3(a)	UrI Irrigation	1	0.11	-	-	-	-	-	-	-	-	-	-	-	-	-	-	-	-	-	-	-	-	-	
HT-3(b)	Govt. & Pvt. Horticulture	2	0.08	0.05	4.56	0.01	0.16	0.05	4.77	2.82	0.10	0.58	0.23	3.73	4.54	0.09	0.54	0.24	5.40	2.84	0.02	0.20	0.04	3.10	
HT-4	Residential Apartments	-	-	-	-	-	-	-	-	-	-	-	-	-	-	-	-	-	-	-	-	-	-	-	
HT-5	Temporary Supply (67 HP & Above)	4	-	4.31	173.84	0.92	-15.82	-12.91	146.03	324.22	3.15	19.89	21.12	368.37	53.89	0.92	7.61	14.05	76.47	444.17	3.14	-3.54	-5.63	437.94	
HT-TOTAL		73	17.96	24.52	683.60	2.56	9.74	1.97	660.43	1937.81	28.72	79.37	136.21	2181.30	1729.94	18.19	46.99	110.21	1911.45	167.54	16.07	24.05	23.03	630.28	
TOTAL (LT + HT)		289579	727.50	634.47	7285.04	53.38	6961.53	101.54	14401.79	43680.51	713.78	270.76	641.15	45206.93	43160.54	665.55	267.90	577.79	44679.51	7685.67	106.53	6944.70	171.20	14928.17	
Misc Receipts/Tyding		-	-	-	-	-	-	-	-	118.34	-	-	-	118.34	118.34	-	-	-	118.34	-	-	-	-	-	
GRAND TOTAL		289579	727.50	634.47	7285.04	53.38	6961.53	101.54	14401.79	43680.51	713.78	270.76	641.15	45325.27	43278.88	665.55	267.90	577.79	44797.85	7685.67	106.53	6944.70	171.20	14928.17	
Check Difference		-	-	-	-	-	-	-	-	-	-	-	-	-	-	-	-	-	-	-	-	-	-	-	



421

**Executive Engineer (EI)**  
 RA Section  
 Corporate Office, HESCOM  
 Navanagar, Hubballi - 580 025

**HUBLI ELECTRICITY SUPPLY COMPANY LIMITED**  
Statement Showing Division Wise Detail DCB for FY 2019-20.

Tariff	Description	Total No. of Units	CONNECTED LOAD (MW/HA) (1000)	CONSUMPTION in MUs	OPENING BALANCE					DEMAND					COLLECTION					CLOSING BALANCE								
					Revenue	FAC	Interest	Tax	Total	Revenue	FAC	Interest	Tax	Total	Revenue	FAC	Interest	Tax	Total	Revenue	FAC	Interest	Tax	Total				
					11	12	13	14	15	16	17	18	19	20	21	22	23	24	25	26								
<b>489 Basavana Bagewadi</b>																												
LT-1 Up to 40 Units	BV/0	39903	1.85	11.22	11.05	-	-	-	11.05	858.65	9.82	0.03	0.01	868.51	869.69	9.82	0.03	0.01	879.55	-	-	-	-	-	-	-	-	-
LT-1 Above 40 Units	BV/0	1806	0.09	2.42	27.27	-0.92	14.00	3.97	44.32	111.48	6.58	8.05	7.51	134.60	89.67	11.53	6.98	7.13	115.30	49.06	-5.86	16.07	4.35	-	-	-	-	
LT-1	BV/0 Total	41711	1.94	13.64	38.31	-0.92	14.00	3.97	55.36	970.11	16.40	9.08	7.52	1003.11	959.36	21.35	7.01	7.14	994.85	49.06	-5.86	16.07	4.35	-	-	-	-	
LT-2 a	Lighting & ADH	99149	119.00	39.85	168.37	32.93	37.78	15.45	254.52	2418.65	47.80	27.08	158.09	2652.18	2365.58	15.87	28.19	154.81	2562.25	221.43	65.05	38.25	18.73	-	-	-	-	
LT-3	Const. Lighting	14020	26.87	15.21	24.92	7.21	5.82	5.24	43.18	1488.21	18.12	8.18	113.63	1628.12	1443.79	9.84	7.20	110.08	1570.89	69.33	15.48	6.78	8.81	-	-	-	-	
LT-4(a)	IP Sets (10 HP & Below)	44827	225.55	240.05	2235.96	1.49	3552.45	-	5789.90	18601.73	286.18	-	-	18867.91	16638.42	288.18	1.13	-	18905.73	2198.27	1.49	3551.32	-	-	-	-	-	
LT-4(b)	IP Sets (Above 10 HP)	20	0.17	0.00	29.89	-	6.23	1.11	37.23	-	-	-	-	18867.91	16638.42	288.18	1.13	-	18905.73	2198.27	1.49	3551.32	-	-	-	-	-	
LT-4(c)	IP Sets Pvt. Horticulture	3	0.02	0.01	0.72	0.00	0.16	0.04	0.93	0.38	-	-	-	-	-	-	-	-	-	-	-	-	-	-	-	-	-	
LT-5	LT Industrial	4523	31.44	8.24	2.26	3.56	3.29	2.18	11.30	638.44	8.55	2.81	36.62	684.42	620.73	4.84	2.84	35.71	663.92	17.97	7.27	3.48	3.08	-	-	-	-	
LT-6a	Water supply	1587	9.48	18.21	324.37	10.27	99.03	30.70	464.36	1008.92	19.45	79.33	85.38	1173.07	683.15	2.78	86.27	41.45	793.66	850.14	26.93	112.08	54.62	-	-	-	-	
LT-6b	Streetlights	910	5.45	4.38	119.70	2.84	5.22	11.82	138.58	358.67	6.37	24.72	24.94	414.70	263.27	1.23	13.75	16.29	294.54	215.10	7.99	16.20	20.46	-	-	-	-	
LT-7	Temporary Supply (67 HP & Below)	2005	4.57	0.88	-130.31	0.48	1.48	6.36	-122.00	232.78	1.03	1.41	9.62	244.83	157.34	1.65	1.14	8.22	168.34	-54.89	-0.14	1.75	7.78	-	-	-	-	
LT-TOTAL		208655	424.49	338.28	2314.29	57.96	3728.47	75.85	6674.33	23715.86	313.91	153.18	416.82	24868.78	23130.44	523.55	125.97	373.59	23853.06	3389.61	118.21	3783.33	118.94	-	-	-	-	
HT-1	Water Supply	28	8.81	38.10	541.50	23.93	12.25	41.71	619.39	2106.08	43.52	96.64	169.86	2415.91	2239.37	36.12	105.40	193.30	2574.20	408.21	31.33	3.49	18.07	-	-	-	-	
HT-2(a)	HT Industrial	43	13.17	12.58	2.99	3.10	0.82	2.41	9.31	1309.77	14.25	8.24	80.14	1412.41	1237.40	4.81	7.44	67.73	1317.38	75.36	12.53	1.62	14.82	-	-	-	-	
HT-2(b)	Commercial	12	10.44	4.75	4.04	1.80	-3.09	0.28	2.83	736.90	5.67	0.87	36.82	783.26	729.77	5.80	0.72	38.84	773.14	14.17	1.48	-2.94	0.28	-	-	-	-	
HT-2(c)	Hospitals	8	0.84	0.44	7.43	0.14	0.08	0.14	7.79	42.07	0.54	1.32	2.78	46.68	42.39	0.33	1.21	2.84	46.57	7.12	0.35	0.18	0.25	-	-	-	-	
HT-3(a)	UR Irrigation	9	168.82	94.14	233.62	31.43	7.56	11.48	284.07	5219.80	121.01	32.82	230.11	5603.84	5235.55	110.80	32.83	230.35	5609.32	217.97	41.84	7.56	11.22	-	-	-	-	
HT-3(b)	Govt. & Pvt. Horticulture	-	-	-	-	-	-	-	-	-	-	-	-	-	-	-	-	-	-	-	-	-	-	-	-	-	-	-
HT-4	Residential Apartments	-	-	-	-	-	-	-	-	-	-	-	-	-	-	-	-	-	-	-	-	-	-	-	-	-	-	-
HT-5	Temporary Supply (67 HP & Above)	4	1.12	0.12	-0.44	0.00	0.05	0.07	-0.32	34.33	0.17	0.41	1.12	36.03	32.24	0.14	0.38	1.09	33.85	1.85	0.03	0.07	0.10	-	-	-	-	
HT-TOTAL		102	212.99	145.14	721.14	60.20	17.86	56.06	923.06	9452.06	184.15	140.30	620.62	10298.12	9518.74	167.90	147.99	531.56	10344.66	724.48	87.55	9.93	44.72	-	-	-	-	
TOTAL (LT + HT)		209657	637.48	483.42	3035.43	118.16	3746.33	131.91	6797.44	33167.91	498.06	253.44	418.44	34866.90	32647.18	691.45	273.91	505.84	34107.46	4124.09	206.76	3783.30	163.70	-	-	-	-	
Misc Receipts/Trading		-	-	-	-	-	-	-	125.42	-	-	-	-	125.42	-	-	-	-	125.42	-	-	-	-	-	-	-	-	
GRAND TOTAL		209657	637.48	483.42	3035.43	118.16	3746.33	131.91	6922.86	33293.31	498.06	253.44	418.44	35092.25	32772.58	691.45	273.91	505.84	34232.88	4124.09	206.76	3783.30	163.70	-	-	-	-	
Check Difference		-	-	-	-	-	-	-	7.44	-	-	-	-	-	-	-	-	-	-	-	-	-	-	-	-	-	-	

**P. S. SIRDESHPANDE**  
B Com Lt B (Soll) MBA  
**ADVOCATE**  
HUBLI 580 025  
Reg No 22394  
Date 17-08-2020  
to five years

**Executive Engineer (EI)**  
RA Section  
Corporate Office, Hescom  
Navanagar, Hubballi - 580 025

422

**ATTESTED**  
H. N. NARAYAN